

Threadneedle Am ZNA £
Fund Information
Sector

IA North America

Manager's Name

Nicolas Janvier

Date Manager Appointed

Oct 2020

Launch Date

Oct 2012

Fund Size(£m)

£2683.42

Yield* (See page2)

0.45 %

XD Dates

Mar 09

Last Distribution

09/03/20 (XD Date)

07/05/20 (Pay Date)

1.57(Distribution)

OCF

0.82 %

Morningstar Analyst Rating

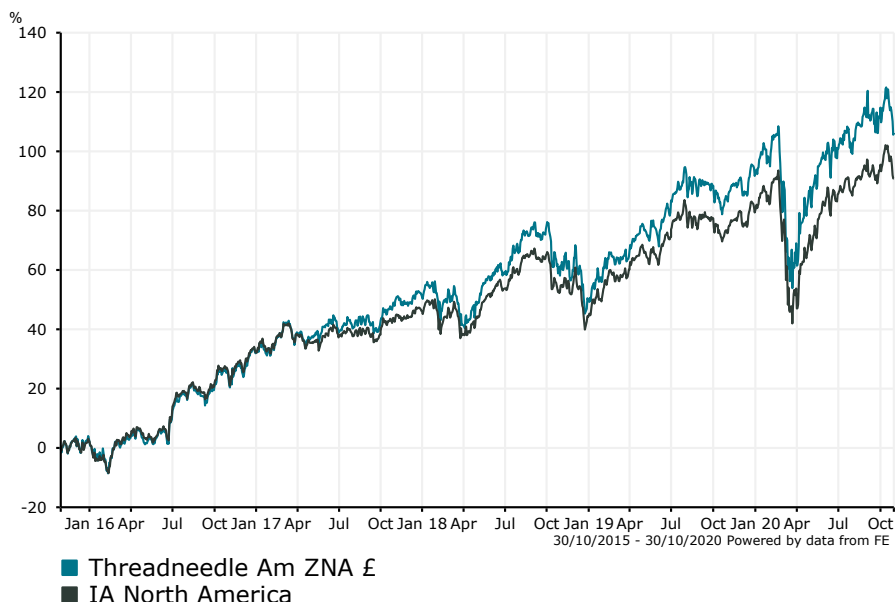
N/A

FE Crown Rating

Fund Aim

The Fund aims to increase the value of your investment over the long term. It looks to outperform the S&P 500 Index over rolling 3-year periods, after the deduction of charges. The Fund is actively managed, and invests at least 75% of its assets in US equities. The Fund selects companies considered to have good prospects for share price growth, from any industry or economic sector, and whilst there is no restriction on size, investment tends to focus on larger companies, such as those included in the S&P 500 Index. The S&P 500 Index represents around 500 of the largest US listed companies. It provides a suitable target benchmark against which Fund performance will be measured and evaluated over time. The Fund typically invests in fewer than 80 companies, which may include shares of some companies not within the Index. The Fund may also invest in other assets such as cash and deposits, and hold other funds (including funds managed by Columbia Threadneedle companies) when deemed appropriate.

Sector: IA North America

Performance

Discrete Performance - 12 months to 31/12/19

	2019	2018	2017	2016	2015
Fund	27.87	-1.09	14.91	27.83	8.35
Stock Sector Average	24.41	-1.37	10.53	29.31	4.18

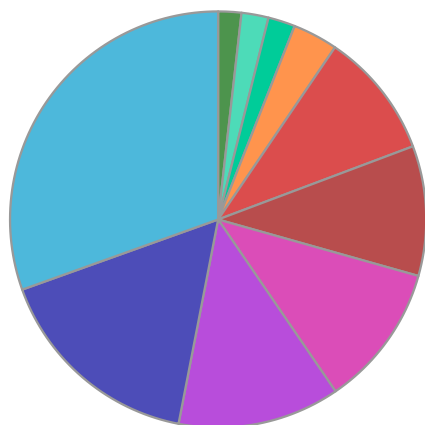
Cumulative Performance to 30/09/20

	1 Yr	2 Yrs	3 Yrs	4 Yrs	5 Yrs
Fund	12.57	21.49	49.54	76.83	130.12
Stock Sector Average	9.12	17.24	39.90	60.37	108.57

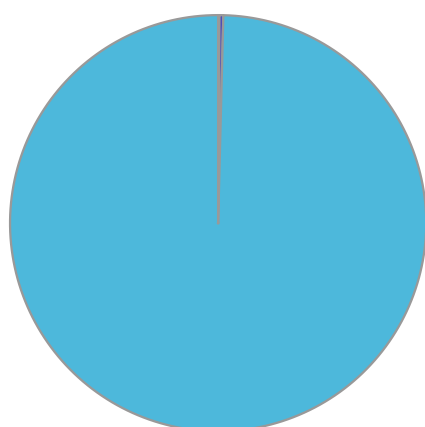
Performance Analysis - Annualised 3 years

	Growth Rate %	Volatility	Alpha	Beta	Sharpe
Fund	14.36	16.67	1.98	1.04	0.65
Stock Sector Average	11.84	15.60	0.00	1.00	0.53

Fund Composition



	(%)
Information Technology	30.50
Health Care	16.50
Communications	12.60
Industrials	11.10
Consumer Discretionary	10.10
Financials	9.80
Consumer Staples	3.50
Energy	2.10
Materials	2.10
Others	1.80



	(%)
US Equities	99.60
Cash & Cash Equivalents	0.30
Money Market	0.10

Largest Holdings

Holdings	(%)
MICROSOFT CORP	7.20
APPLE INC	6.30
AMAZON.COM INC	5.60
ALPHABET INC. CLASS A	4.90
FACEBOOK INC	3.80

Holdings	(%)
HOME DEPOT INC	2.80
MASTERCARD INC	2.70
ADOBE INC	2.50
BANK OF AMERICA CORP	2.40
ABBOTT LABORATORIES	2.20

* Data supplied by fund managers regarding fixed interests funds may not specify yield type. As the provision of redemption yield is an FCA regulatory requirement Novia assumes these are used.

Important Information

Performance details and yields are as at 30/09/2020. Performance figures are inclusive of net reinvested income. Source: FE. This document is designed only for professional investors and experienced advisers. The value of investments and the income gained may fluctuate. Investors may not get back the full amount invested. Past performance is not a guide to the future.