

Threadneedle Hi Yld Bd ZNI £

Fund Information

Sector

IA Sterling High Yield

Manager's Name

 David Backhouse
 Roman Gaiser

Date Manager Appointed

Apr 2012

Launch Date

Oct 2012

Fund Size(£m)

£937.28

Yield* (See page2)

3.96 %

XD Dates

Sep 08, Aug 10, Jul 08, Jun 08

Last Distribution

08/09/20 (XD Date)

02/10/20 (Pay Date)

0.33(Distribution)

OCF

0.73 %

Morningstar Analyst Rating

Bronze

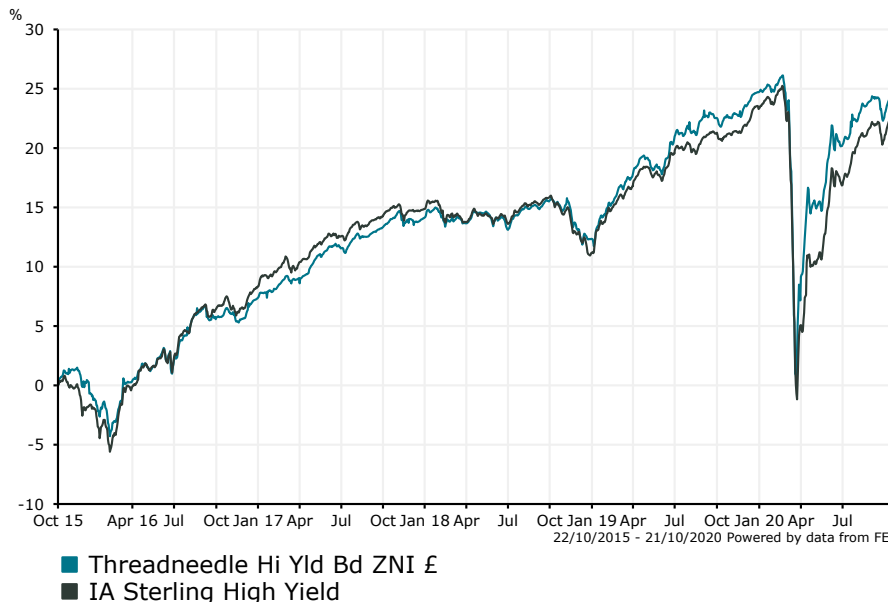
FE Crown Rating


Fund Aim

The Fund aims to provide income. It looks to outperform the ICE BofA European Currency High Yield Excluding Subordinated Financials Constrained (Hedged to Sterling) Index over rolling 3-year periods, after the deduction of charges. The Fund is actively managed, and invests at least two-thirds of its assets in bonds issued by companies worldwide that are denominated in euros (EUR) or sterling (GBP) and rated below investment grade. The Fund may invest to a lesser extent in bonds denominated in currencies other than euro and sterling, bonds of other credit quality (as well as unrated bonds) and bonds issued by governments and quasi-government entities. Non-sterling bonds are typically hedged into sterling. The Fund may also invest in other assets such as cash and deposits, and hold other funds (including funds managed by Columbia Threadneedle companies) when deemed appropriate. The ICE BofA European Currency High Yield Excluding Subordinated Financials Constrained (Hedged to Sterling) Index is regarded as an appropriate performance measure of euro and sterling-denominated below investment grade bonds, issued by a broad range of companies. It provides a suitable target benchmark against which Fund performance will be measured and evaluated over time.

Sector: IA Sterling High Yield

Performance



Discrete Performance - 12 months to 31/12/19

	2019	2018	2017	2016	2015
Fund	10.99	-1.53	6.32	8.05	1.25
Stock Sector Average	10.91	-3.23	6.05	10.09	-0.66

Cumulative Performance to 30/09/20

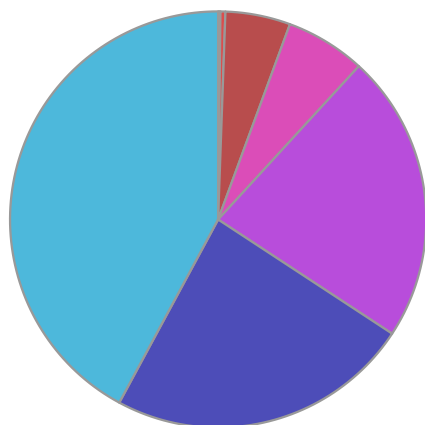
	1 Yr	2 Yrs	3 Yrs	4 Yrs	5 Yrs
Fund	0.02	6.12	8.19	16.10	24.90
Stock Sector Average	-0.41	4.24	5.68	13.48	23.08

Performance Analysis - Annualised 3 years

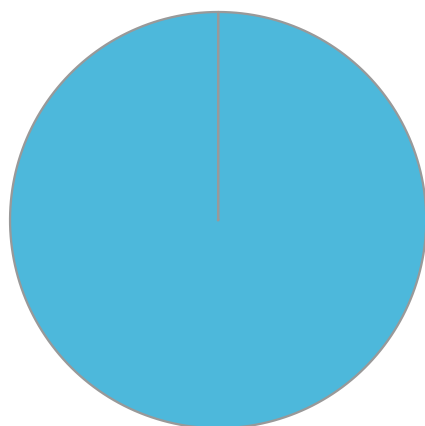
	Growth Rate %	Volatility	Alpha	Beta	Sharpe
Fund	2.66	9.69	0.86	0.95	0.00
Stock Sector Average	1.86	9.89	0.00	1.00	0.00

Threadneedle **Hi Yld Bd ZNI £**

Fund Composition



	(%)
Short dated bonds	42.12
Medium dated bonds	23.64
Very short dated bonds	22.42
Money market	6.21
Cash & Cash Equivalents	5.05
Long dated bonds	0.38
Long dated bonds	0.09
Others	0.09



	(%)
Global High Yield Fixed Interest	100.00

Largest Holdings

Holdings	(%)
TELEFONICA EUROPE BV	2.90
NETFLIX INC	2.60
PETROLEOS MEXICANOS	2.60
TELECOM ITALIA SPA(NEW)	2.20
VODAFONE GROUP	2.00

Holdings	(%)
IQVIA HLDGS INC	1.90
CASINO GUICHARD-PERRACHON	1.70
THYSSENKRUPP AG	1.60
TEVA PHARMACEUTICAL FINANCE NETHERLANDS II B.V	1.60
GNMA2 30YR TBA(REG C) 3 05/23/2016	1.40

* Data supplied by fund managers regarding fixed interests funds may not specify yield type. As the provision of redemption yield is an FCA regulatory requirement Novia assumes these are used.

Important Information

Performance details and yields are as at 30/09/2020. Performance figures are inclusive of net reinvested income. Source: FE. This document is designed only for professional investors and experienced advisers. The value of investments and the income gained may fluctuate. Investors may not get back the full amount invested. Past performance is not a guide to the future.