

## Threadneedle (L)PanEuEqDv 3EP I£

### Fund Information

**Sector**

Equity - Europe inc UK

**Manager's Name**

Matthew Van de Schootbrugge

**Date Manager Appointed**

Dec 2019

**Launch Date**

Oct 2012

**Fund Size(£m)**

£44.01

**Yield\*** (See page2)

0.00 %

**XD Dates**

Sep 24, Mar 25

**Last Distribution**

24/09/20 (XD Date)

29/09/20 (Pay Date)

0.04(Distribution)

**OCF**

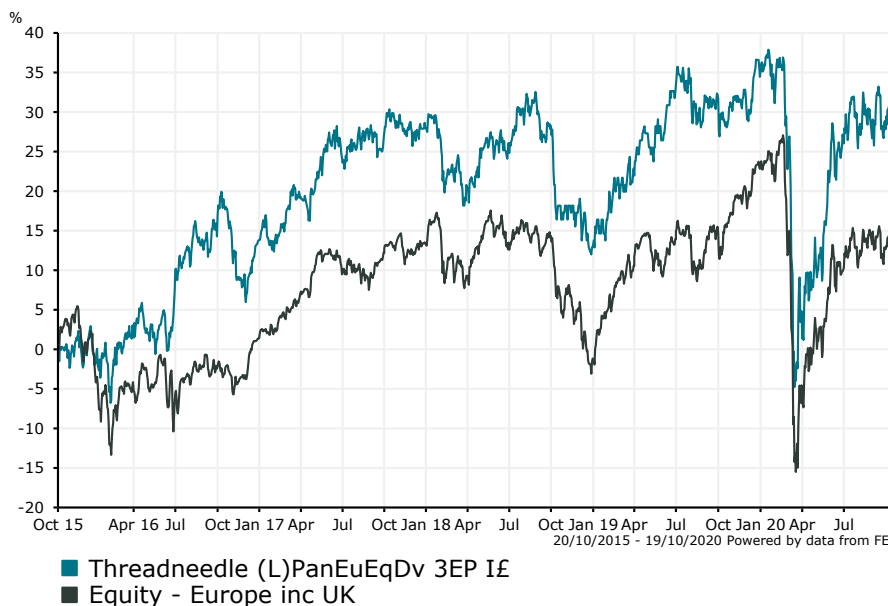
0.95 %

### Fund Aim

The Pan European Equity Dividend Portfolio seeks to achieve an income combined with prospects for capital appreciation from a portfolio of shares issued by companies in Europe. The Portfolio will invest principally in the equity securities of companies domiciled in Europe or with significant operations in Europe.

**Sector:** Equity - Europe inc UK

### Performance


**Morningstar Analyst Rating**

N/A

**FE Crown Rating**

**Discrete Performance - 12 months to 31/12/19**

	2019	2018	2017	2016	2015
Fund	19.11	-11.77	12.44	11.45	7.39
Stock Sector Average	24.27	-12.82	11.78	-0.56	11.08

**Cumulative Performance to 30/09/20**

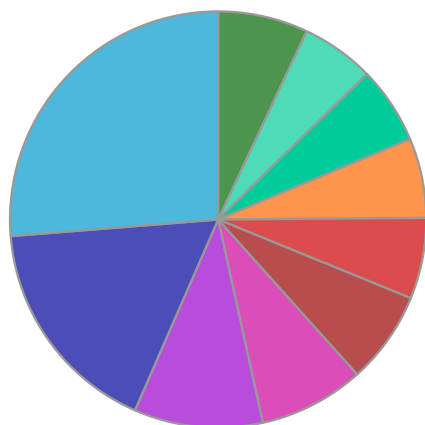
	1 Yr	2 Yrs	3 Yrs	4 Yrs	5 Yrs
Fund	-3.31	-0.02	0.95	11.85	31.37
Stock Sector Average	-2.47	-1.27	0.37	15.47	16.87

**Performance Analysis - Annualised 3 years**

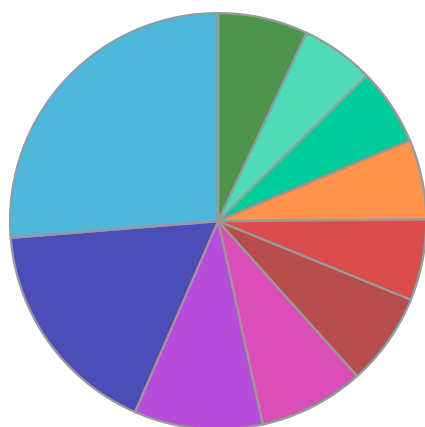
	Growth Rate %	Volatility	Alpha	Beta	Sharpe
Fund	0.32	14.30	0.25	0.90	0.00
Stock Sector Average	0.12	14.74	0.00	1.00	0.00

Threadneedle (L)PanEuEqDv 3EP I£

**Fund Composition**



	(%)
UK Equities	26.30
French Equities	17.20
Italian Equities	10.00
German Equities	8.20
Finnish Equities	7.20
Swiss Equities	6.30
Swedish Equities	6.20
Dutch Equities	6.00
Spanish Equities	5.70
Others	7.00



	(%)
UK	26.30
France	17.20
Italy	10.00
Germany	8.20
Finland	7.20
Switzerland	6.30
Sweden	6.20
Netherlands	6.00
Spain	5.70
Others	7.00

**Largest Holdings**

Holdings	(%)
INFRASTRUTTURE WIRELESS ITALIA SPA	3.30
SCHNEIDER ELECTRIC SE	3.10
GLAXOSMITHKLINE	3.00
SAMPO OYJ	3.00
KONINKLIJKE PHILIPS NV	3.00

Holdings	(%)
VODAFONE GROUP	3.00
SAP SE	3.00
ST JAMES`S PLACE PLC	2.90
AXA	2.90
M&G PLC	2.80

\* Data supplied by fund managers regarding fixed interests funds may not specify yield type. As the provision of redemption yield is an FCA regulatory requirement Novia assumes these are used.

**Important Information**

Performance details and yields are as at 30/09/2020. Performance figures are inclusive of net reinvested income. Source: FE. This document is designed only for professional investors and experienced advisers. The value of investments and the income gained may fluctuate. Investors may not get back the full amount invested. Past performance is not a guide to the future.