

FP Octopus Intl Eq B Acc

Fund Information

Sector

IA Global

Manager's Name

 Simon Reynolds
 Danial Azmayesh

Date Manager Appointed

May 2011

Launch Date

Sep 2009

Fund Size (£m)

£19.30

Yield* (See page2)

0.99 %

XD Dates

May 01, Nov 01

Last Distribution

01/05/20 (XD Date)

30/06/20 (Pay Date)

1.33(Distribution)

OCF

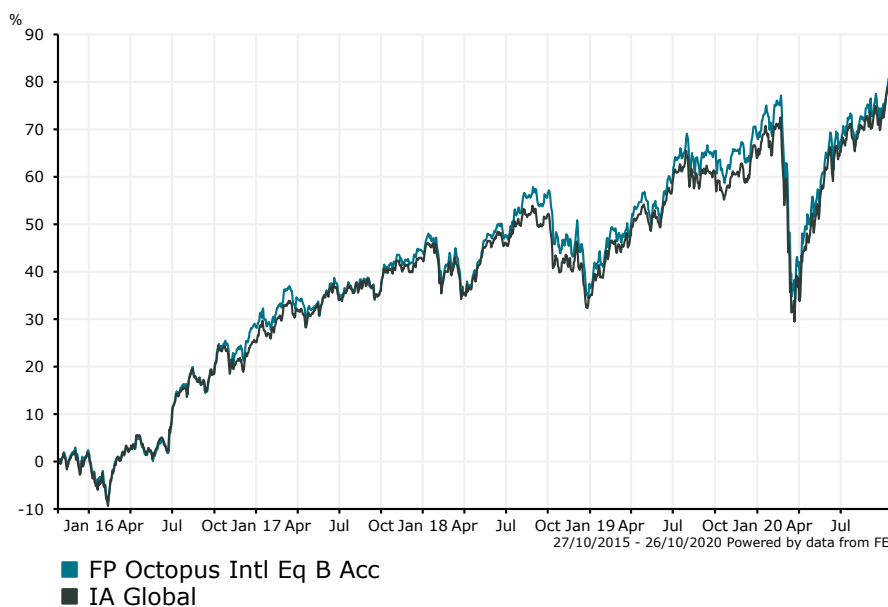
1.19 %

Fund Aim

The Fund aims to achieve capital growth over the medium to longer term which is in excess of that of international equities, excluding the UK.

Sector: IA Global

Performance



Discrete Performance - 12 months to 31/12/19

	2019	2018	2017	2016	2015
Fund	22.80	-4.81	12.37	25.49	4.81
Stock Sector Average	21.92	-5.72	14.02	23.33	2.77

Cumulative Performance to 30/09/20

	1 Yr	2 Yrs	3 Yrs	4 Yrs	5 Yrs
Fund	5.60	12.23	28.39	46.84	88.36
Stock Sector Average	7.19	13.60	26.81	45.73	83.83

Performance Analysis - Annualised 3 years

	Growth Rate %	Volatility	Alpha	Beta	Sharpe
Fund	8.69	15.41	-0.20	1.10	0.34
Stock Sector Average	8.24	13.76	0.00	1.00	0.34

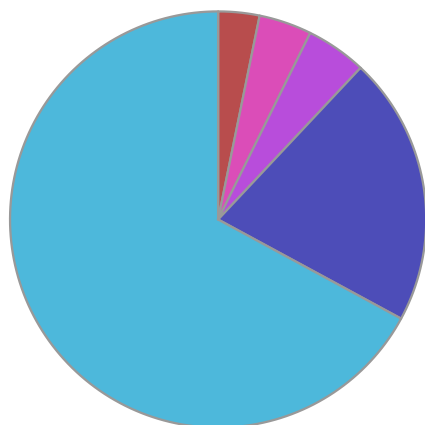
Morningstar Analyst Rating

N/A

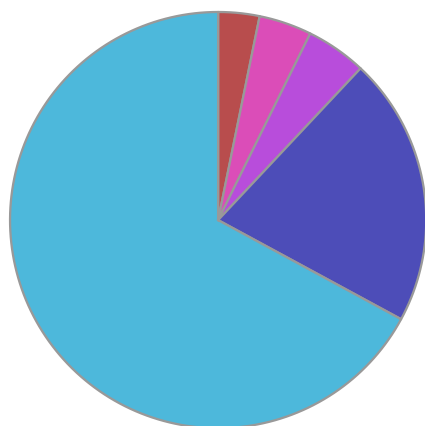
FE Crown Rating


FP Octopus Intl Eq B Acc

Fund Composition



	(%)
Global Developed Equities	67.10
Global Developed Equities	20.90
Others	4.70
Others	4.10
Money Market	3.20



	(%)
International	67.10
International	20.90
International	4.70
Global Emerging Markets	4.10
Money Market	3.20

Largest Holdings

Holdings	(%)
BCIF NORTH AMERICAN EQUITY INDEX	-
L&G US INDEX	-
L&G INTERNATIONAL INDEX	-
BLACKROCK EUROPEAN EQUITY TRACKER	-

* Data supplied by fund managers regarding fixed interests funds may not specify yield type. As the provision of redemption yield is an FCA regulatory requirement Novia assumes these are used.

Important Information

Performance details and yields are as at 30/09/2020. Performance figures are inclusive of net reinvested income. Source: FE. This document is designed only for professional investors and experienced advisers. The value of investments and the income gained may fluctuate. Investors may not get back the full amount invested. Past performance is not a guide to the future.