

## FP Octopus Dyn Mxd Asst B Acc

### Fund Information

**Sector**

IA Specialist

**Manager's Name**

Simon Reynolds  
Danial Azmayesh

**Date Manager Appointed**

May 2011

**Launch Date**

Sep 2009

**Fund Size (£m)**

£32.54

**Yield\*** (See page2)

1.61 %

**XD Dates**

May 01, Nov 01

**Last Distribution**

01/05/20 (XD Date)  
30/06/20 (Pay Date)  
0.95(Distribution)

**OCF**

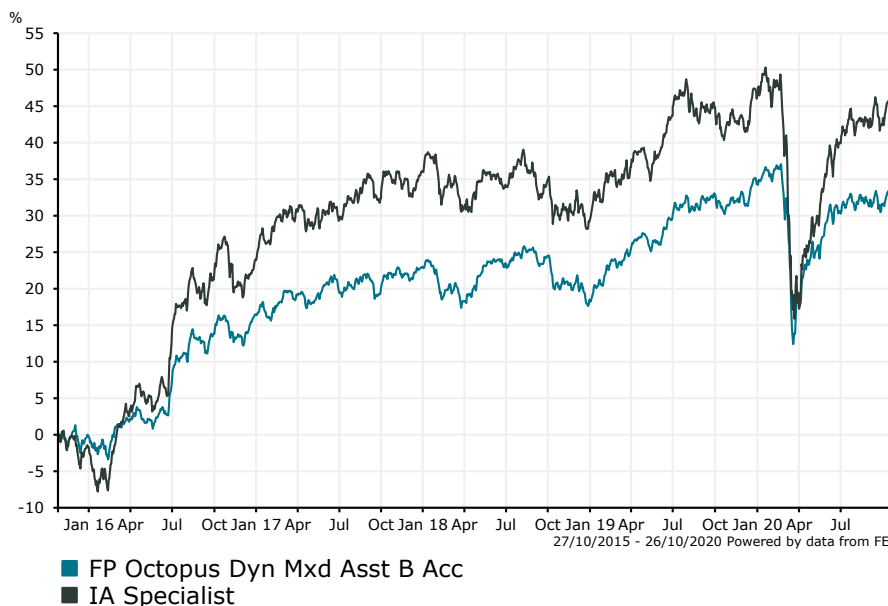
0.71 %

### Fund Aim

The Fund aims to achieve capital growth for investors over the medium to longer term.

**Sector:** IA Specialist

### Performance



#### Discrete Performance - 12 months to 31/12/19

	2019	2018	2017	2016	2015
Fund	13.35	-3.67	5.59	16.58	0.81
Stock Sector Average	13.04	-5.05	9.73	26.17	-5.66

#### Cumulative Performance to 30/09/20

	1 Yr	2 Yrs	3 Yrs	4 Yrs	5 Yrs
Fund	-1.15	5.73	10.13	15.51	36.59
Stock Sector Average	-1.74	5.71	7.58	17.45	48.67

#### Performance Analysis - Annualised 3 years

	Growth Rate %	Volatility	Alpha	Beta	Sharpe
Fund	3.27	8.60	1.42	0.69	0.00
Stock Sector Average	2.46	11.94	0.00	1.00	0.00

**Morningstar Analyst Rating**

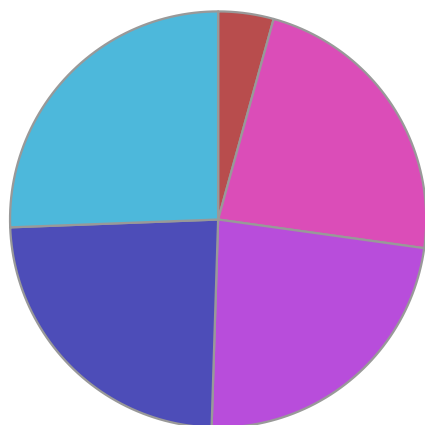
N/A

**FE Crown Rating**

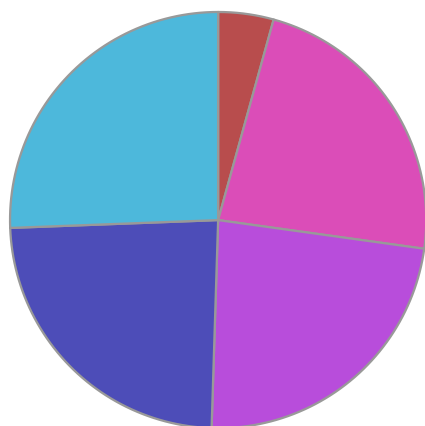


**FP Octopus Dyn Mxd Asst B Acc**

**Fund Composition**



	(%)
UK Equities	25.60
Global Fixed Interest	23.90
International Equities	23.30
UK Fixed Interest	22.90
Money Market	4.30



	(%)
UK	25.60
International	23.90
International	23.30
UK	22.90
Money Market	4.30

**Largest Holdings**

Holdings	(%)
DB X-TRACKERS GLOBAL SOVEREIGN	-
L&G US INDEX	-
ISHARES GBP CORPORATE BOND	-
L&G UK INDEX	-
VANGUARD GLOBAL CORP BOND IND FUND	-

\* Data supplied by fund managers regarding fixed interests funds may not specify yield type. As the provision of redemption yield is an FCA regulatory requirement Novia assumes these are used.

**Important Information**

Performance details and yields are as at 30/09/2020. Performance figures are inclusive of net reinvested income. Source: FE. This document is designed only for professional investors and experienced advisers. The value of investments and the income gained may fluctuate. Investors may not get back the full amount invested. Past performance is not a guide to the future.