

DWS Inv Gbl Agrbsn D RD GBP

Fund Information

Sector

Commodity & Energy

Manager's Name

Stephan Werner

Date Manager Appointed

Sep 2016

Launch Date

Sep 2009

Fund Size (£m)

£350.98

Yield* (See page2)

0.00 %

XD Dates

Mar 06, Jan 02

Last Distribution

06/03/20 (XD Date)

06/03/20 (Pay Date)

1.41(Distribution)

OCF

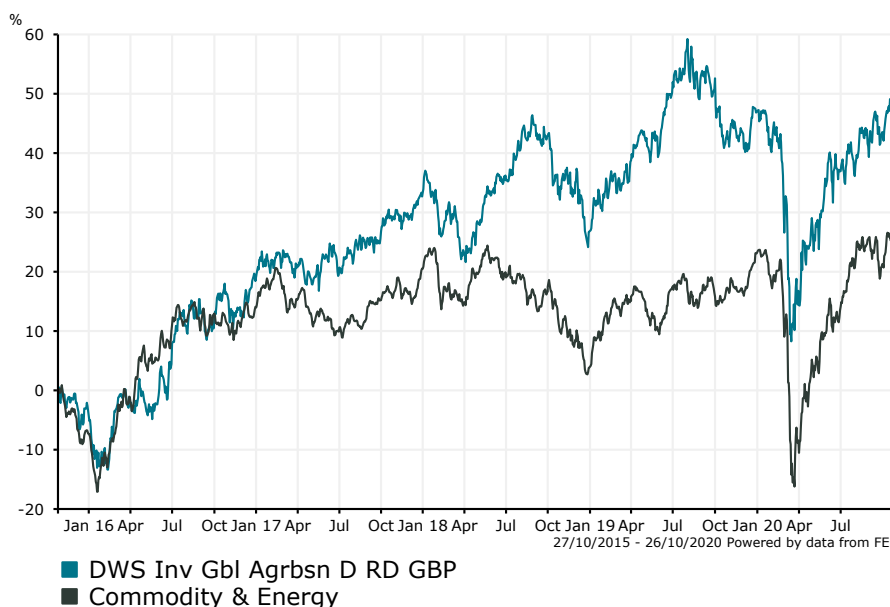
0.91 %

Fund Aim

The subfund invests globally in companies that are either in the agricultural sector or profit from this sector.

Sector: Commodity & Energy

Performance



Morningstar Analyst Rating
N/A

FE Crown Rating
★★★★★

Discrete Performance - 12 months to 31/12/19

	2019	2018	2017	2016	2015
Fund	15.90	-4.51	12.03	21.60	-13.48
Stock Sector Average	18.52	-13.81	5.63	23.06	-19.83

Cumulative Performance to 30/09/20

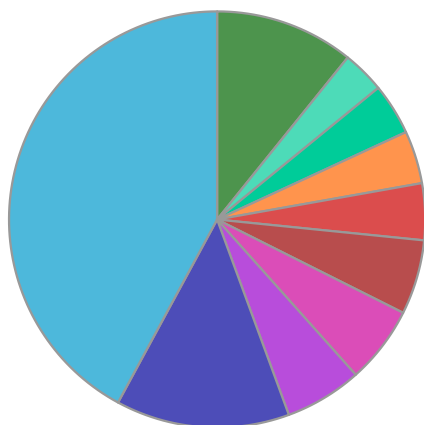
	1 Yr	2 Yrs	3 Yrs	4 Yrs	5 Yrs
Fund	-4.79	0.51	14.33	29.94	50.27
Stock Sector Average	4.15	4.01	5.28	7.50	28.86

Performance Analysis - Annualised 3 years

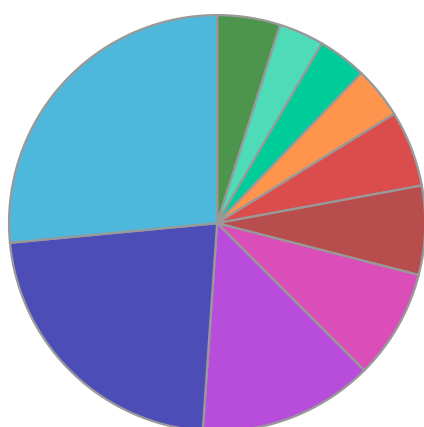
	Growth Rate %	Volatility	Alpha	Beta	Sharpe
Fund	4.57	15.04	3.53	0.64	0.07
Stock Sector Average	1.73	17.79	0.00	1.00	0.00

DWS Inv Gbl Agrbsn D RD GBP

Fund Composition



	(%)
USA	42.10
Netherlands	13.50
Canada	6.00
International	6.00
Germany	5.80
Japan	4.40
Brazil	4.10
Money Market	4.00
Norway	3.30
Others	10.80



	(%)
Fishery, Agriculture & Forestry	26.50
Foods	22.40
Miscellaneous	13.60
Retail	8.50
Chemicals	6.90
Machinery	5.90
Money Market	4.00
Pharmaceuticals	3.80
Retailers - Food	3.50
Others	4.90

Largest Holdings

Holdings	(%)
FMC CORP	3.60
JUST EAT TAKEAWAY.COM NV	3.40
DSM NV	3.30
NUTRIEN LTD	3.30
CF INDUSTRIES HOLDINGS INC	3.00

Holdings	(%)
GRUBHUB INC	2.90
TRACTOR SUPPLY CO	2.80
AGCO CORP	2.70
NESTLE SA	2.70
CORTEVA INC	2.70

* Data supplied by fund managers regarding fixed interests funds may not specify yield type. As the provision of redemption yield is an FCA regulatory requirement Novia assumes these are used.

Important Information

Performance details and yields are as at 30/09/2020. Performance figures are inclusive of net reinvested income. Source: FE. This document is designed only for professional investors and experienced advisers. The value of investments and the income gained may fluctuate. Investors may not get back the full amount invested. Past performance is not a guide to the future.