

JPM Gbl Eq Inc C Hgd Acc £

Fund Information

Sector

IA Global Equity Income

Manager's Name

Helge Skibeli
Sam Witherow

Date Manager Appointed

Mar 2018

Launch Date

Aug 2012

Fund Size (£m)

£87.45

Yield* (See page2)

2.00 %

XD Dates

Aug 03, May 01, Feb 03, Nov 01

Last Distribution

03/08/20 (XD Date)

30/10/20 (Pay Date)

1.04(Distribution)

OCF

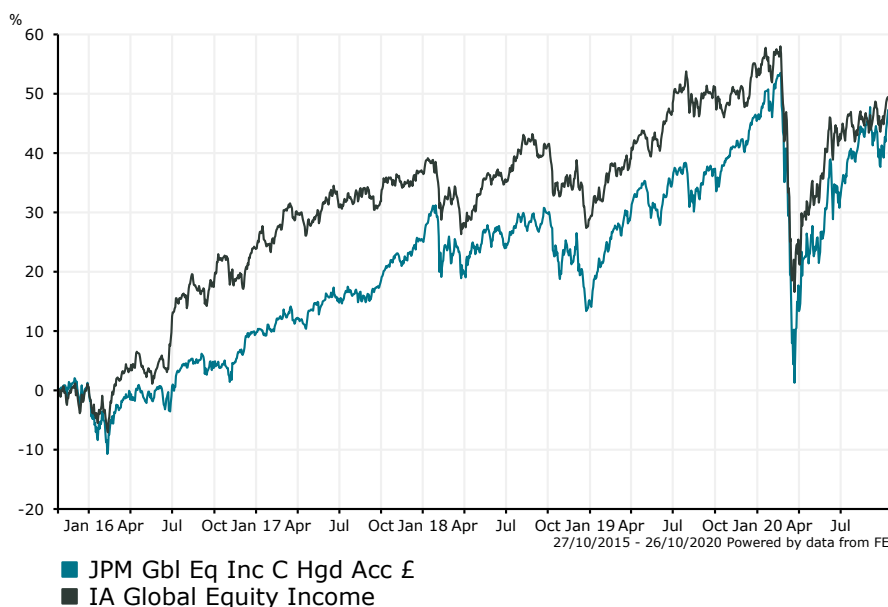
0.90 %

Fund Aim

To provide a portfolio designed to achieve high and rising income by investing globally, primarily in equities, in any economic sector whilst participating in long term capital growth.

Sector: IA Global Equity Income

Performance



Morningstar Analyst Rating
N/A

FE Crown Rating
👑👑👑👑👑

Discrete Performance - 12 months to 31/12/19

	2019	2018	2017	2016	2015
Fund	26.22	-8.16	14.61	8.68	4.04
Stock Sector Average	18.63	-5.83	10.37	23.21	1.53

Cumulative Performance to 30/09/20

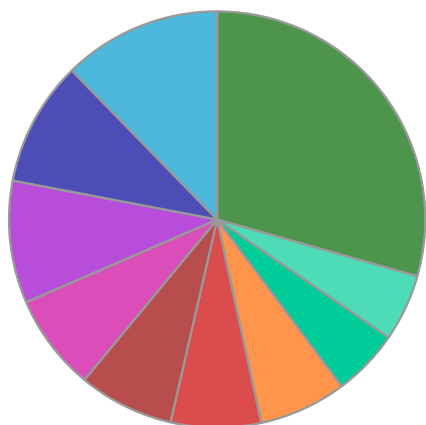
	1 Yr	2 Yrs	3 Yrs	4 Yrs	5 Yrs
Fund	2.34	7.82	18.59	35.00	49.66
Stock Sector Average	-3.91	2.85	10.04	23.60	54.09

Performance Analysis - Annualised 3 years

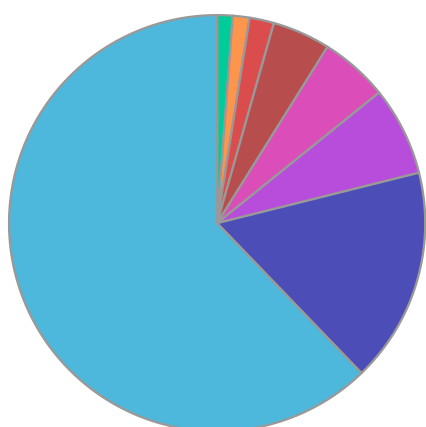
	Growth Rate %	Volatility	Alpha	Beta	Sharpe
Fund	5.85	15.47	2.53	1.10	0.15
Stock Sector Average	3.24	12.66	0.00	1.00	0.00

JPM Gbl Eq Inc C Hgd Acc £

Fund Composition



	(%)
Technology	12.30
Industrial Cyclicals	9.70
Pharmaceuticals	9.50
Software	7.50
Consumer Staples	7.40
Retail	7.00
Banks	6.80
Insurance	5.20
Utilities	5.20
Others	29.40



	(%)
US Equities	62.20
International Equities	16.70
Global Emerging Market Equities	6.90
UK Equities	5.30
Japanese Equities	4.50
Canadian Equities	1.90
Money Market	1.30
Asia Pacific ex Japan Equities	1.20

Largest Holdings

Holdings	(%)
MICROSOFT CORP	4.60
COCA-COLA CO	2.70
TAIWAN SEMICONDUCTOR CO	2.60
ALPHABET INC	2.60
ANALOG DEVICES INC	2.30

Holdings	(%)
TEXAS INSTRUMENTS INC	2.30
SAMSUNG ELECTRONICS CO	2.10
BRISTOL MYERS SQUIBB SA	2.10
UNITEDHEALTH GROUP INC	1.90
LINDE AG	1.90

* Data supplied by fund managers regarding fixed interests funds may not specify yield type. As the provision of redemption yield is an FCA regulatory requirement Novia assumes these are used.

Important Information

Performance details and yields are as at 30/09/2020. Performance figures are inclusive of net reinvested income. Source: FE. This document is designed only for professional investors and experienced advisers. The value of investments and the income gained may fluctuate. Investors may not get back the full amount invested. Past performance is not a guide to the future.