

Premier Multi Asset Dist C Inc

Fund Information

Sector

IA Mixed Investment 20-60% Shares

Manager's Name

David Hambidge
Ian Rees
Simon Evan-Cook
David Thornton

Date Manager Appointed

Feb 1999

Launch Date

Nov 2012

Fund Size (£m)

£1141.49

Yield* (See page2)

4.74 %

XD Dates

Sep 01, Jun 01, Mar 02, Dec 02

Last Distribution

01/09/20 (XD Date)
28/10/20 (Pay Date)
3.04(Distribution)

OCF

1.54 %

Morningstar Analyst Rating

Neutral

FE Crown Rating

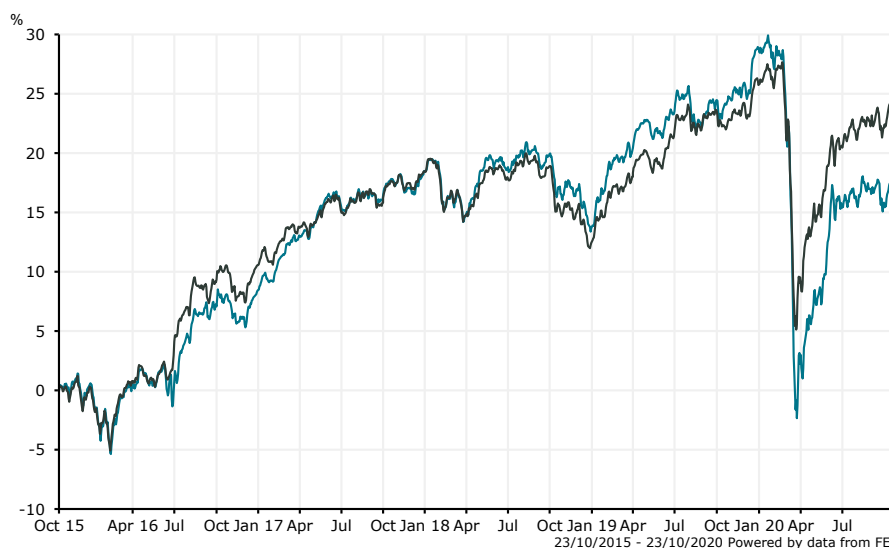


Fund Aim

The aim of the Fund is to give you an income, paid to you each quarter, and grow the value of your original investment over the long term.

Sector: IA Mixed Investment 20-60% Shares

Performance



■ Premier Multi Asset Dist C Inc
■ IA Mixed Investment 20-60% Shares

Discrete Performance - 12 months to 31/12/19

	2019	2018	2017	2016	2015
Fund	13.35	-4.07	9.29	7.77	5.64
Stock Sector Average	11.84	-5.10	7.16	10.32	1.21

Cumulative Performance to 30/09/20

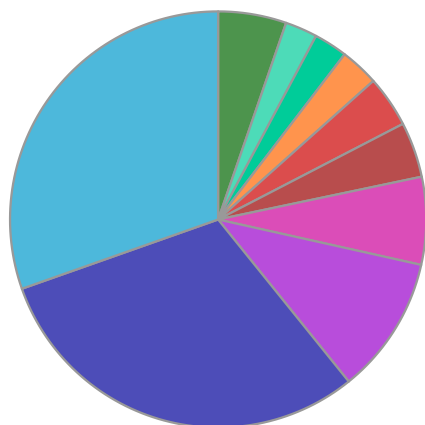
	1 Yr	2 Yrs	3 Yrs	4 Yrs	5 Yrs
Fund	-6.92	-3.31	-0.12	7.99	18.65
Stock Sector Average	-1.19	2.77	5.45	11.94	25.49

Performance Analysis - Annualised 3 years

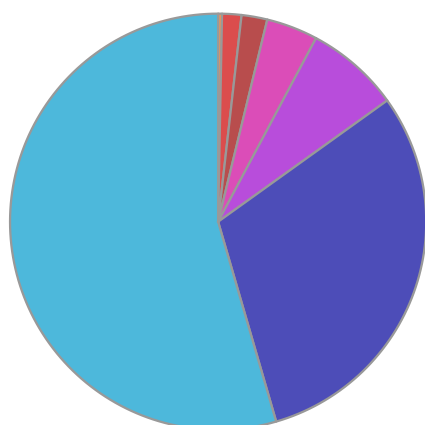
	Growth Rate %	Volatility	Alpha	Beta	Sharpe
Fund	-0.04	12.33	-2.21	1.40	0.00
Stock Sector Average	1.78	8.49	0.00	1.00	0.00

Premier **Multi Asset Dist C Inc**

Fund Composition



	(%)
Global Fixed Interest	30.40
UK Equities	30.40
Others	10.70
Property	6.80
Global Emerging Market Fixed Interest	4.30
Europe ex UK Equities	4.00
Global Emerging Market Equities	3.00
Convertibles	2.60
International Equities	2.50
Others	5.30



	(%)
Not Specified	54.50
UK	30.40
Global Emerging Markets	7.30
Europe ex UK	4.00
Asia Pacific ex Japan	2.00
Japan	1.50
Money Market	0.30

Largest Holdings

Holdings	(%)
MONTLAKE ANGEL OAK MULTI STRATEGY INCOME UCITS INST FOUNDER GBP INC	5.13
FRANKLIN UK EQUITY INCOME W INC	5.06
DMS UCITS PLATFORM ICAV	4.87
SEMPER TOTAL RETURN I GBP	4.66
SCHRODER INCOME Z INC	4.64

Holdings	(%)
GAM UK EQUITY INCOME Z SEMI ANNUAL INC	4.54
TCW INCOME IGHG-YD GBP	4.30
MDO FAIR OAKS DYNAMIC CREDIT P GBP	4.18
TB EVENLODE INCOME C INC	3.89
FIDELITY MONEYBUILDER DIVIDEND W INC GBP	3.79

* Data supplied by fund managers regarding fixed interests funds may not specify yield type. As the provision of redemption yield is an FCA regulatory requirement Novia assumes these are used.

Important Information

Performance details and yields are as at 30/09/2020. Performance figures are inclusive of net reinvested income. Source: FE. This document is designed only for professional investors and experienced advisers. The value of investments and the income gained may fluctuate. Investors may not get back the full amount invested. Past performance is not a guide to the future.