

Jupiter Merlin Growth Ptf I Inc

Fund Information

Sector

IA Flexible Investment

Manager's Name

 John Chatfeild-Roberts
 Algy Smith-Maxwell
 David Lewis
 Amanda Sillars

Date Manager Appointed

Apr 1997

Launch Date

Oct 2012

Fund Size (£m)

£1651.17

Yield* (See page2)

0.30 %

XD Dates

Sep 01, Mar 02

Last Distribution

 01/09/20 (XD Date)
 31/10/20 (Pay Date)
 0.29(Distribution)

OCF

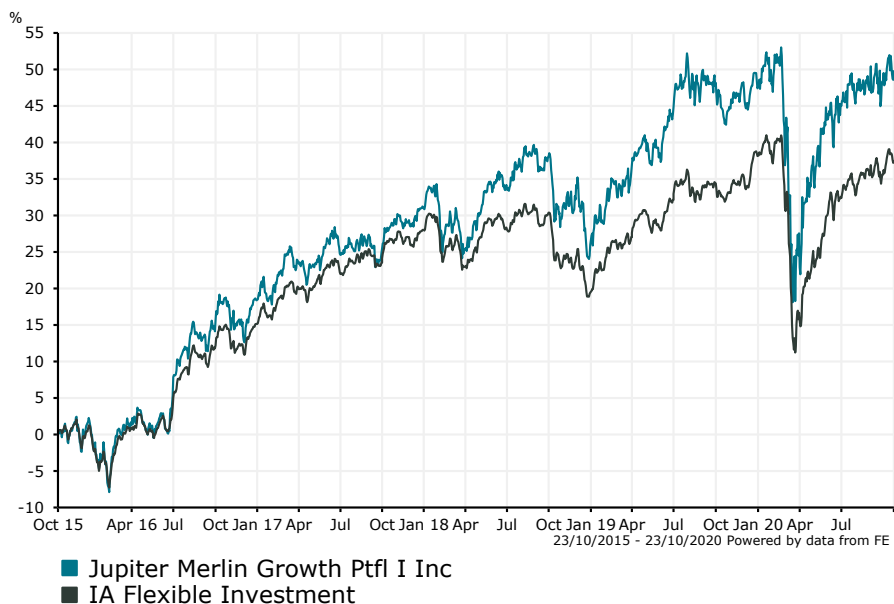
1.72 %

Fund Aim

Objective: The objective of the Fund is to provide a return, net of fees, higher than the IA Flexible Investment Sector average over the long term (at least five years). Policy: At least 70% of the Fund is invested in collective investment schemes. Up to 30% of the Fund may be invested in other assets, including shares of companies, cash and near cash.

Sector: IA Flexible Investment

Performance



Morningstar Analyst Rating
Neutral

FE Crown Rating
👑👑👑👑👑

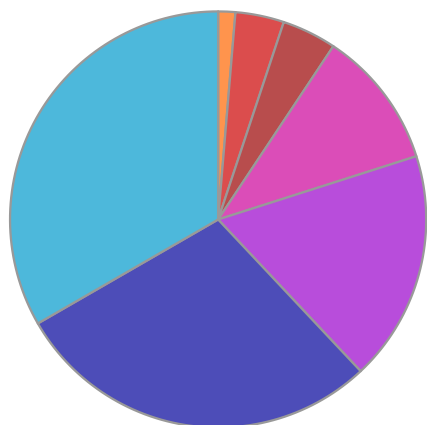
Discrete Performance - 12 months to 31/12/19					
	2019	2018	2017	2016	2015
Fund	16.98	-3.89	10.75	16.17	6.11
Stock Sector Average	15.66	-6.72	11.21	13.82	1.99

Cumulative Performance to 30/09/20					
	1 Yr	2 Yrs	3 Yrs	4 Yrs	5 Yrs
Fund	0.31	7.41	18.73	29.85	55.56
Stock Sector Average	0.88	4.15	9.75	21.30	41.26

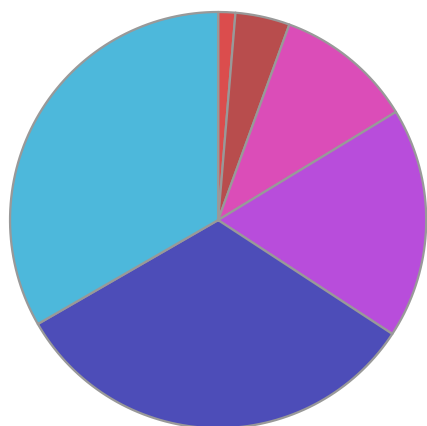
Performance Analysis - Annualised 3 years					
	Growth Rate %	Volatility	Alpha	Beta	Sharpe
Fund	5.89	11.65	2.81	0.98	0.21
Stock Sector Average	3.15	11.00	0.00	1.00	0.00

Jupiter Merlin Growth Pftl I Inc

Fund Composition



	(%)
US Equities	33.32
International Equities	28.68
UK Equities	17.91
Others	10.74
Japanese Equities	4.23
International Equities	3.78
Money Market	1.33



	(%)
USA	33.32
International	32.46
UK	17.91
Others	10.74
Japan	4.23
Money Market	1.33

Largest Holdings

Holdings	(%)
FINDLAY PARK FUNDS AMERICAN USD	33.02
FUNDSMITH EQUITY I INC	18.81
JUPITER UK SPECIAL SITUATIONS L INC	10.42
WISDOMTREE METAL SECURITIES LIMITED WT PHYSICAL GOLD USD	8.68
TB EVENLODE INCOME C INC	8.58

Holdings	(%)
LF MORANT WRIGHT JAPAN B ACC	4.14
M&G GLOBAL DIVIDEND A INC GBP	3.49
BLACKROCK GOLD & GENERAL DI ACC	3.08
FIRST SENTIER ASIA FOCUS B ACC GBP	2.75
JUPITER NORTH AMERICAN INCOME L INC	2.29

* Data supplied by fund managers regarding fixed interests funds may not specify yield type. As the provision of redemption yield is an FCA regulatory requirement Novia assumes these are used.

Important Information

Performance details and yields are as at 30/09/2020. Performance figures are inclusive of net reinvested income. Source: FE. This document is designed only for professional investors and experienced advisers. The value of investments and the income gained may fluctuate. Investors may not get back the full amount invested. Past performance is not a guide to the future.