

## Jupiter Merlin Worldwide Ptf I Inc

### Fund Information

**Sector**  
IA Global

**Manager's Name**  
John Chatfeild-Roberts  
Algy Smith-Maxwell  
David Lewis  
Amanda Sillars

**Date Manager Appointed**  
Apr 1997

**Launch Date**  
Oct 2012

**Fund Size(£m)**  
£473.91

**Yield\*** (See page2)  
0.20 %

**XD Dates**  
Jun 01

**Last Distribution**  
01/06/20 (XD Date)  
31/07/20 (Pay Date)  
0.90(Distribution)

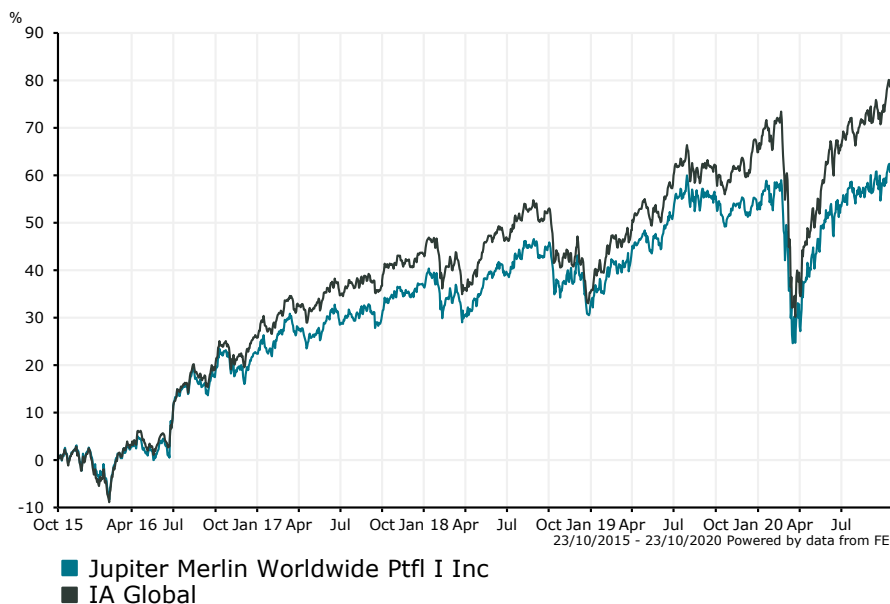
**OCF**  
1.77 %

### Fund Aim

Objective: The objective of the Fund is to provide a return, net of fees, higher than the IA Global Sector average over the long term (five years). Policy: At least 70% of the Fund is invested in collective investment schemes. Up to 30% of the Fund may be invested in other assets, including shares of companies, cash and near cash.

**Sector:** IA Global

### Performance



**Morningstar Analyst Rating**  
N/A

**FE Crown Rating**  
★★★★★

#### Discrete Performance - 12 months to 31/12/19

	2019	2018	2017	2016	2015
Fund	15.33	-3.20	11.74	19.67	4.17
Stock Sector Average	21.92	-5.72	14.02	23.33	2.77

#### Cumulative Performance to 30/09/20

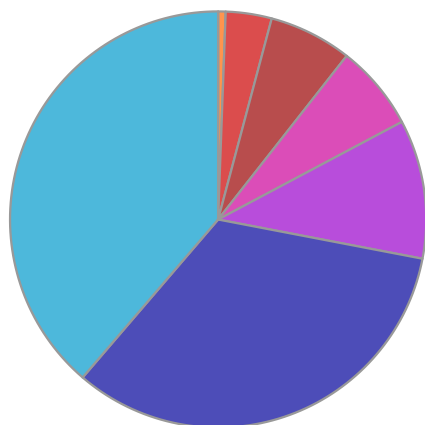
	1 Yr	2 Yrs	3 Yrs	4 Yrs	5 Yrs
Fund	2.12	9.15	22.00	34.78	67.13
Stock Sector Average	7.19	13.60	26.81	45.73	83.83

#### Performance Analysis - Annualised 3 years

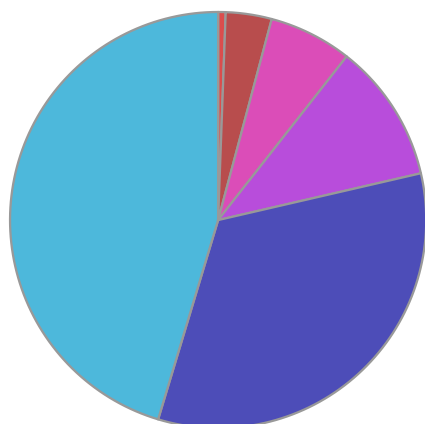
	Growth Rate %	Volatility	Alpha	Beta	Sharpe
Fund	6.85	12.14	-0.21	0.85	0.28
Stock Sector Average	8.24	13.76	0.00	1.00	0.34

Jupiter **Merlin Worldwide Pftl I Inc**

**Fund Composition**



	(%)
International Equities	38.72
US Equities	33.27
Others	10.79
International Equities	6.63
Japanese Equities	6.45
European Equities	3.57
Money Market	0.58



	(%)
International	45.35
USA	33.27
Others	10.79
Japan	6.45
Europe	3.57
Money Market	0.58

**Largest Holdings**

Holdings	(%)
FINDLAY PARK FUNDS AMERICAN USD	34.05
FUNDSMITH EQUITY I INC	21.34
M&G GLOBAL DIVIDEND A INC GBP	7.81
JGF-JUPITER GLOBAL VALUE I ACC GBP	7.09
WISDOMTREE PHYSICAL GOLD USD	6.66

Holdings	(%)
FP CRUX EUROPEAN SPECIAL SITUATIONS I INC GBP	3.97
FIRST SENTIER ASIA FOCUS B ACC GBP	3.77
BLACKROCK GOLD & GENERAL DI ACC	3.72
LF MORANT WRIGHT JAPAN B ACC	3.25
JGF-JUPITER JAPAN SELECT L A INC GBP	3.02

\* Data supplied by fund managers regarding fixed interests funds may not specify yield type. As the provision of redemption yield is an FCA regulatory requirement Novia assumes these are used.

**Important Information**

Performance details and yields are as at 30/09/2020. Performance figures are inclusive of net reinvested income. Source: FE. This document is designed only for professional investors and experienced advisers. The value of investments and the income gained may fluctuate. Investors may not get back the full amount invested. Past performance is not a guide to the future.