

BNY Mellon EmrMkCrDt WH GBP
Fund Information
Sector

Fixed Int - Emerging Markets

Manager's Name

 Colm McDonagh
 Rodica Glavan

Date Manager Appointed

Jan 2012

Launch Date

Aug 2012

Fund Size(£m)

£344.27

Yield* (See page2)

4.35 %

XD Dates

Oct 01, Jul 01, Apr 01, Jan 02

Last Distribution

01/10/20 (XD Date)

11/11/20 (Pay Date)

1.48(Distribution)

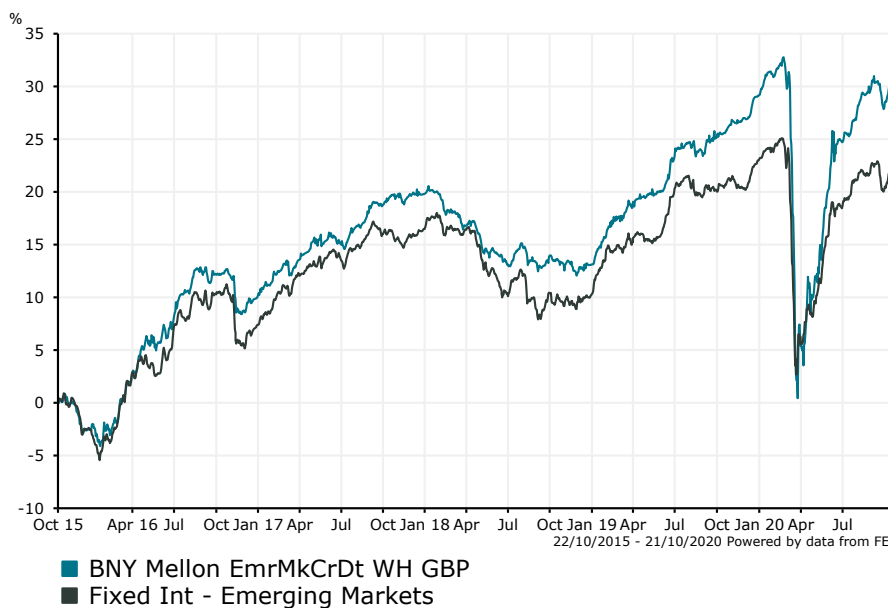
OCF

0.77 %

Fund Aim

The Sub-Fund aims to generate a total return comprised of income and capital growth by investing primarily in corporate debt, and corporate debt-related instruments issued by emerging markets issuers worldwide and in financial derivative instruments relating to such instruments.

Sector: Fixed Int - Emerging Markets

Performance


Morningstar Analyst Rating
 N/A

FE Crown Rating


Discrete Performance - 12 months to 31/12/19

	2019	2018	2017	2016	2015
Fund	14.16	-5.57	8.91	12.90	0.74
Stock Sector Average	11.58	-5.37	8.47	10.22	-7.28

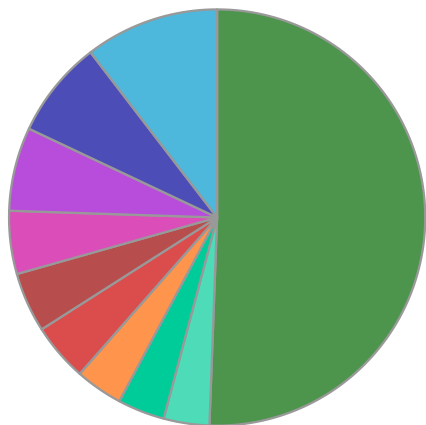
Cumulative Performance to 30/09/20

	1 Yr	2 Yrs	3 Yrs	4 Yrs	5 Yrs
Fund	2.26	12.36	7.81	14.01	30.85
Stock Sector Average	0.03	8.85	3.65	9.01	23.88

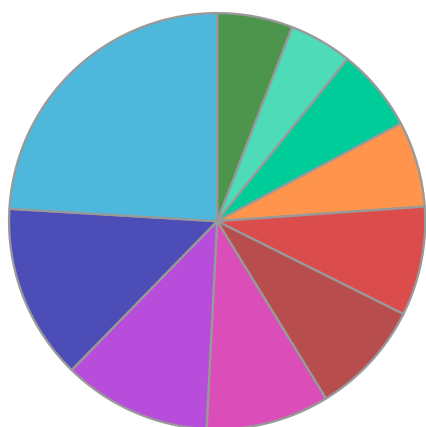
Performance Analysis - Annualised 3 years

	Growth Rate %	Volatility	Alpha	Beta	Sharpe
Fund	2.54	13.46	1.30	1.28	0.00
Stock Sector Average	1.20	10.01	0.00	1.00	0.00

Fund Composition



	(%)
China	10.41
United Arab Emirates	7.57
Mexico	6.50
Money Market	4.90
Panama	4.65
Brazil	4.49
Chile	3.69
Nigeria	3.65
Russia	3.55
Others	50.59



	(%)
Financials	24.05
Oil & Gas	13.63
Real Estate	11.51
Industrials	9.57
Telecom, Media & Technology	8.88
Utilities	8.48
Mineral Extraction	6.66
Consumer Goods	6.44
Money Market	4.90
Others	5.88

* Data supplied by fund managers regarding fixed interests funds may not specify yield type. As the provision of redemption yield is an FCA regulatory requirement Novia assumes these are used.

Important Information

Performance details and yields are as at 30/09/2020. Performance figures are inclusive of net reinvested income. Source: FE. This document is designed only for professional investors and experienced advisers. The value of investments and the income gained may fluctuate. Investors may not get back the full amount invested. Past performance is not a guide to the future.