

ASI MMgr Caut Mgd Pfl I Acc

Fund Information

Sector

IA Mixed Investment 20-60% Shares

Manager's Name

Multi Manager Strategies Team

Date Manager Appointed

Nov 2018

Launch Date

Oct 2012

Fund Size(£m)

£124.86

Yield* (See page2)

2.20 %

XD Dates

May 01, Nov 01

Last Distribution

01/05/20 (XD Date)

30/06/20 (Pay Date)

1.82(Distribution)

OCF

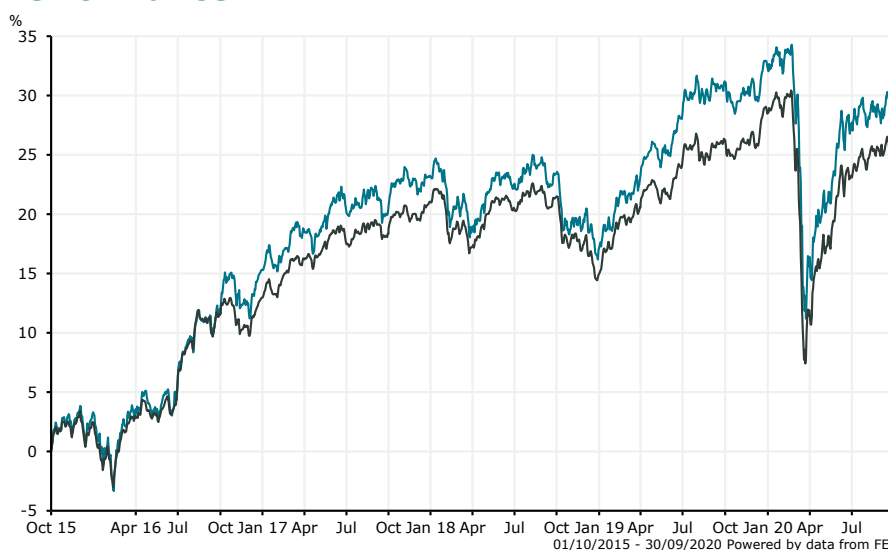
1.23 %

Fund Aim

To generate growth over the long term (5 years or more) by investing in a diversified range of actively managed funds. Please note: Our factsheets will be fully updated to reflect the 7 August 2019 changes to the Investment Objective and Policy, including benchmark use, shortly. In the interim, please see the KIID which can be found at <https://www.aberdeenstandard.com/en/uk/investor/fund-centre#literature> for full up to date information.

Sector: IA Mixed Investment 20-60% Shares

Performance



■ ASI MMgr Caut Mgd Pfl I Acc
 ■ IA Mixed Investment 20-60% Shares

Morningstar Analyst Rating

N/A

FE Crown Rating

Discrete Performance - 12 months to 31/12/19

	2019	2018	2017	2016	2015
Fund	13.25	-5.08	6.88	11.62	2.42
Stock Sector Average	11.84	-5.10	7.16	10.32	1.21

Cumulative Performance to 30/09/20

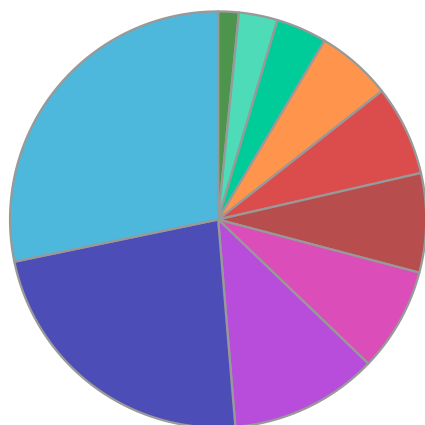
	1 Yr	2 Yrs	3 Yrs	4 Yrs	5 Yrs
Fund	-1.82	4.39	7.30	15.02	29.77
Stock Sector Average	-1.18	2.78	5.46	11.95	25.51

Performance Analysis - Annualised 3 years

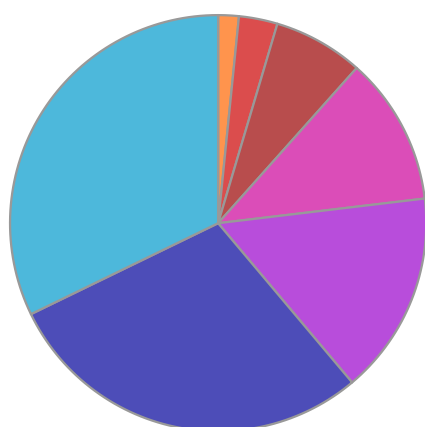
	Growth Rate %	Volatility	Alpha	Beta	Sharpe
Fund	2.38	9.06	0.53	1.05	0.00
Stock Sector Average	1.79	8.49	0.00	1.00	0.00

ASI MMgr Caut Mgd Pfl I Acc

Fund Composition



	(%)
Global Fixed Interest	28.25
UK Equities	23.07
US Equities	11.51
Eurozone Equity	8.06
Eurozone Fixed Interest	7.70
Irish Fixed Interest	7.00
Cash & Cash Equivalents	5.86
International Equities	3.95
Japanese Equities	3.00
Others	1.60



	(%)
International	32.20
UK	28.94
Eurozone	15.76
USA	11.51
Ireland	7.00
Japan	3.00
Pacific Basin	1.60

Largest Holdings

Holdings	(%)
FINDLAY PARK FUNDS AMERICAN USD	10.00
JUPITER STRATEGIC BOND	9.50
M&G INVESTMENT FUNDS 4 - GLOBAL MACRO BOND FUND	9.20
PIMCO GIS GLOBAL INVESTMENT GRADE CREDIT FUND	7.80
ROYAL LONDON STERLING CREDIT FUND	7.70

Holdings	(%)
LF LINDSELL TRAIN UK EQUITY FUND	6.80
BLACKROCK EUROPEAN DYNAMIC FUND.	6.00
NEW CAPITAL WEALTHY NATIONS BOND FUND	4.40
NINETY ONE FUNDS SERIES I - UK ALPHA FUND	4.40
JO HAMBRO - UK DYNAMIC FUND	4.30

* Data supplied by fund managers regarding fixed interests funds may not specify yield type. As the provision of redemption yield is an FCA regulatory requirement Novia assumes these are used.

Important Information

Performance details and yields are as at 30/09/2020. Performance figures are inclusive of net reinvested income. Source: FE. This document is designed only for professional investors and experienced advisers. The value of investments and the income gained may fluctuate. Investors may not get back the full amount invested. Past performance is not a guide to the future.