

## Liontrust Macro Equity Inc I Acc

### Fund Information

**Sector**

IA UK Equity Income

**Manager's Name**

 Stephen Bailey  
 Jamie Clark

**Date Manager Appointed**

Oct 2003

**Launch Date**

Oct 2012

**Fund Size(£m)**

£55.98

**Yield\*** (See page2)

5.89 %

**XD Dates**

Aug 03, May 01, Feb 03, Nov 01

**Last Distribution**

03/08/20 (XD Date)

30/09/20 (Pay Date)

3.39(Distribution)

**OCF**

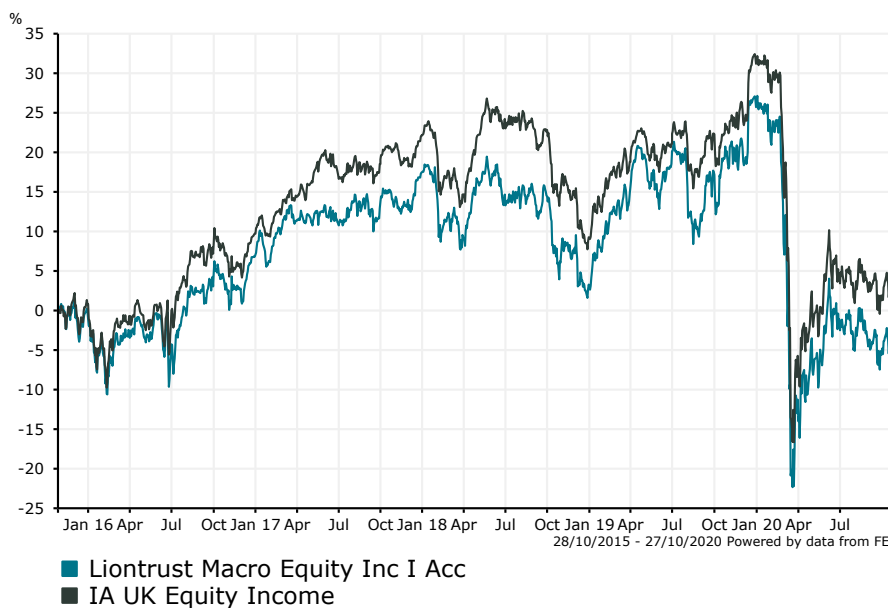
0.89 %

### Fund Aim

The Fund aims to deliver a high level of income with potential for capital growth over the long term (5 years or more). Income Target Benchmark - The Fund aims to deliver a net yield of at least 110% of the net yield of the FTSE All-Share index each year.

**Sector:** IA UK Equity Income

### Performance



**Morningstar Analyst Rating**  
 N/A

**FE Crown Rating**  


#### Discrete Performance - 12 months to 31/12/19

|                      | 2019  | 2018   | 2017  | 2016 | 2015 |
|----------------------|-------|--------|-------|------|------|
| Fund                 | 21.72 | -12.06 | 9.96  | 7.01 | 5.55 |
| Stock Sector Average | 20.07 | -10.54 | 11.32 | 8.84 | 6.20 |

#### Cumulative Performance to 30/09/20

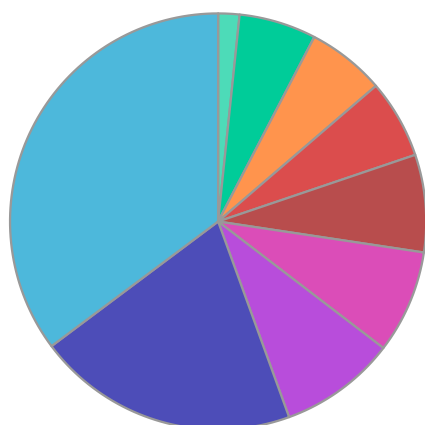
|                      | 1 Yr   | 2 Yrs  | 3 Yrs  | 4 Yrs | 5 Yrs |
|----------------------|--------|--------|--------|-------|-------|
| Fund                 | -19.67 | -17.57 | -16.41 | -8.37 | -1.00 |
| Stock Sector Average | -17.24 | -17.38 | -14.54 | -5.49 | 5.27  |

#### Performance Analysis - Annualised 3 years

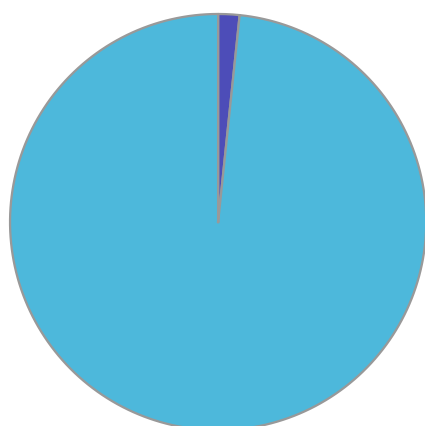
|                      | Growth Rate % | Volatility | Alpha | Beta | Sharpe |
|----------------------|---------------|------------|-------|------|--------|
| Fund                 | -5.80         | 17.37      | -0.34 | 1.05 | -0.02  |
| Stock Sector Average | -5.10         | 16.15      | 0.00  | 1.00 | -0.01  |

Liontrust **Macro Equity Inc I Acc**

**Fund Composition**



|                    | (%)   |
|--------------------|-------|
| Financials         | 35.22 |
| Basic Materials    | 20.32 |
| Utilities          | 9.06  |
| Consumer Services  | 8.02  |
| Health Care        | 7.57  |
| Industrials        | 6.11  |
| Consumer Goods     | 6.05  |
| Telecommunications | 6.00  |
| Money Market       | 1.65  |



|              | (%)   |
|--------------|-------|
| UK Equities  | 98.35 |
| Money Market | 1.65  |

**Largest Holdings**

| Holdings                | (%)  |
|-------------------------|------|
| RIO TINTO               | 5.80 |
| GLAXOSMITHKLINE         | 5.28 |
| NATIONAL GRID PLC       | 5.27 |
| PHOENIX GROUP HLDGS PLC | 5.01 |
| LEGAL & GENERAL GROUP   | 4.49 |

| Holdings            | (%)  |
|---------------------|------|
| VODAFONE GROUP PLC  | 4.23 |
| ANGLO PACIFIC GROUP | 4.10 |
| BHP GROUP PLC       | 3.91 |
| ANGLO AMERICAN      | 3.84 |
| BARCLAYS            | 3.20 |

\* Data supplied by fund managers regarding fixed interests funds may not specify yield type. As the provision of redemption yield is an FCA regulatory requirement Novia assumes these are used.

**Important Information**

Performance details and yields are as at 30/09/2020. Performance figures are inclusive of net reinvested income. Source: FE. This document is designed only for professional investors and experienced advisers. The value of investments and the income gained may fluctuate. Investors may not get back the full amount invested. Past performance is not a guide to the future.