

Fidelity European Opps W Acc

Fund Information

Sector

IA Europe Excluding UK

Manager's Name

Alberto Chiandetti

Date Manager Appointed

Oct 2014

Launch Date

Oct 2012

Fund Size(£m)

£350.60

Yield* (See page2)

0.00 %

XD Dates

Mar 02

Last Distribution

02/03/20 (XD Date)

30/04/20 (Pay Date)

5.48(Distribution)

OCF

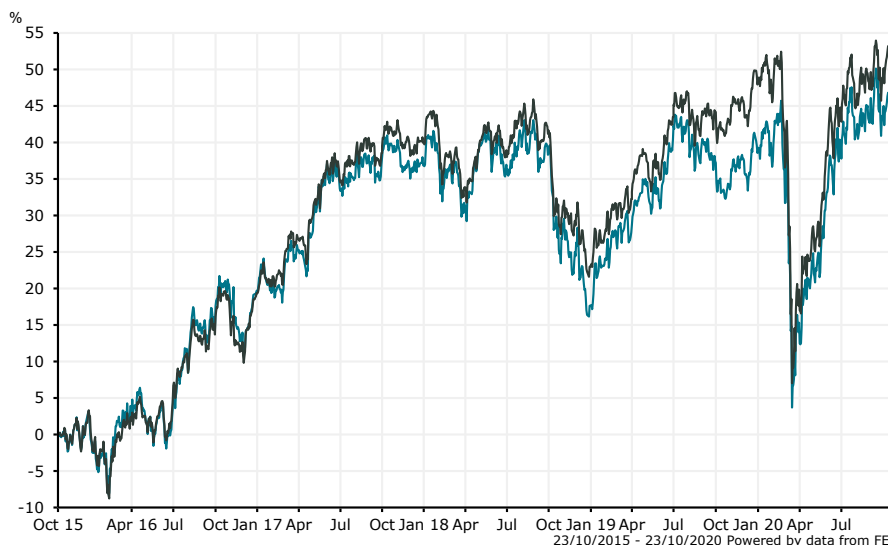
0.93 %

Fund Aim

Aims to provide long-term capital growth. Invests primarily in the shares of continental European companies. Can use derivatives with the aim of risk or cost reduction or to generate additional capital or income in line with the fund's risk profile. The fund has discretion in its choices of investments within its objectives and policies.

Sector: IA Europe Excluding UK

Performance



■ Fidelity European Opps W Acc
■ IA Europe Excluding UK

Morningstar Analyst Rating

N/A

FE Crown Rating

Discrete Performance - 12 months to 31/12/19

	2019	2018	2017	2016	2015
Fund	17.77	-14.05	14.39	17.30	13.73
Stock Sector Average	20.33	-12.16	17.29	16.41	9.27

Cumulative Performance to 30/09/20

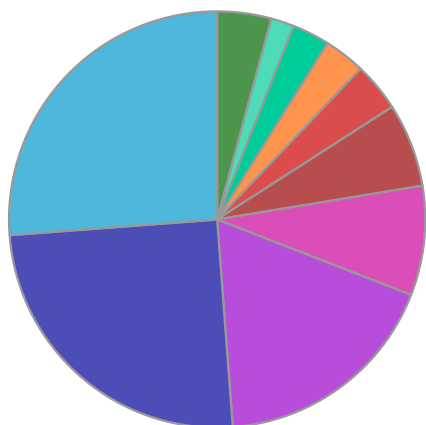
	1 Yr	2 Yrs	3 Yrs	4 Yrs	5 Yrs
Fund	4.37	3.71	4.74	25.45	50.47
Stock Sector Average	3.06	5.28	7.27	30.74	54.80

Performance Analysis - Annualised 3 years

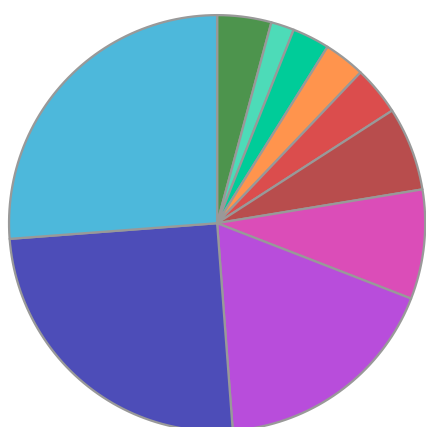
	Growth Rate %	Volatility	Alpha	Beta	Sharpe
Fund	1.56	14.68	-0.76	1.02	0.00
Stock Sector Average	2.37	14.03	0.00	1.00	0.00

Fidelity European Opps W Acc

Fund Composition



	(%)
German Equities	26.20
French Equities	25.00
Swiss Equities	17.90
Swedish Equities	8.50
Italian Equities	6.50
Danish Equities	3.80
Spanish Equities	3.20
Chinese Equities	2.90
Norwegian Equities	1.80
Others	4.20



	(%)
Germany	26.20
France	25.00
Switzerland	17.90
Sweden	8.50
Italy	6.50
Denmark	3.80
Spain	3.20
China	2.90
Norway	1.80
Others	4.20

Largest Holdings

Holdings	(%)
NESTLE SA	6.65
SAP SE	5.40
CAPGEMINI SE	4.54
ROCHE HLDG AG	4.37
GN GREAT NORDIC LTD	3.84

Holdings	(%)
SANOFI	3.60
INFINEON TECHNOLOGIES AG	3.33
ERICSSON NIKOLA TESLA	3.28
WORLDLINE	3.20
SWEDISH MATCH AB	3.07

* Data supplied by fund managers regarding fixed interests funds may not specify yield type. As the provision of redemption yield is an FCA regulatory requirement Novia assumes these are used.

Important Information

Performance details and yields are as at 30/09/2020. Performance figures are inclusive of net reinvested income. Source: FE. This document is designed only for professional investors and experienced advisers. The value of investments and the income gained may fluctuate. Investors may not get back the full amount invested. Past performance is not a guide to the future.