

Fidelity Special Sits W Acc

Fund Information

Sector

IA UK All Companies

Manager's Name

 Alex Wright
Jonathan Winton

Date Manager Appointed

Jan 2014

Launch Date

Oct 2012

Fund Size(£m)

£2084.13

Yield* (See page2)

0.00 %

XD Dates

Mar 02

Last Distribution

 02/03/20 (XD Date)
30/04/20 (Pay Date)
115.57(Distribution)

OCF

0.91 %

Morningstar Analyst Rating

Silver

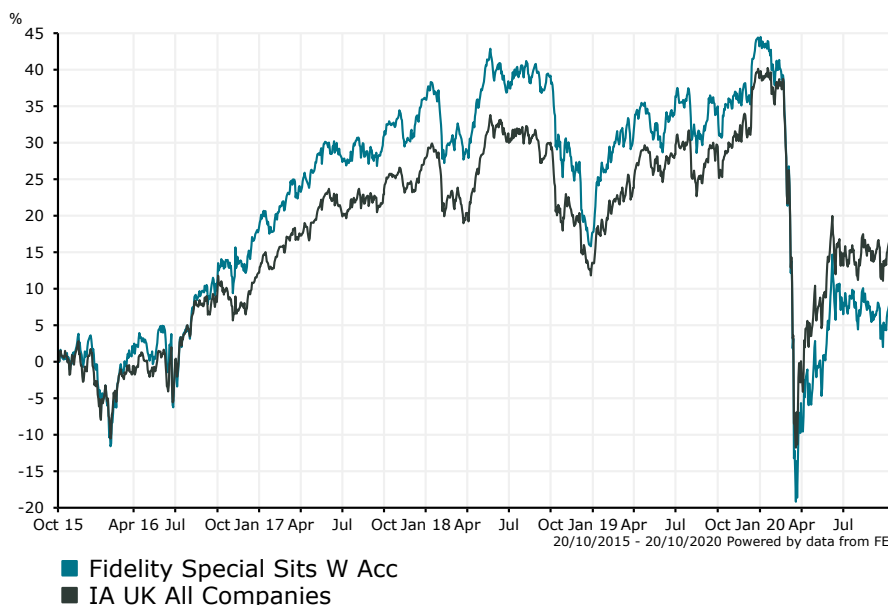
FE Crown Rating


Fund Aim

The fund aims to increase the value of your investment over a period of 5 years or more. The fund will invest at least 70% in UK companies. The fund will invest in companies believed to be undervalued with recovery potential not fully recognised by the market. The companies will be either listed, incorporated, domiciled, or have significant business activities in the region. The remainder will be invested in companies outside the UK and in other investment types such as cash and derivatives. Derivatives are investments whose value is linked to another investment, or to the performance of a stock exchange or to some other variable factor, such as interest rates and used to reduce risk or transaction costs and/or to generate extra income or further increase the value of your investment. The fund may also use derivatives with the aim of achieving the investment objective. The fund is actively managed without reference to a benchmark. The fund has full discretion in its choices of investments within its objectives and policies. Income earned by the fund is paid into the fund and reflected by an increase in the value of each share. Shares can usually be bought and sold each business day of the fund.

Sector: IA UK All Companies

Performance



Discrete Performance - 12 months to 31/12/19

	2019	2018	2017	2016	2015
Fund	21.69	-13.50	15.36	14.42	12.34
Stock Sector Average	22.24	-11.19	13.99	10.82	4.86

Cumulative Performance to 30/09/20

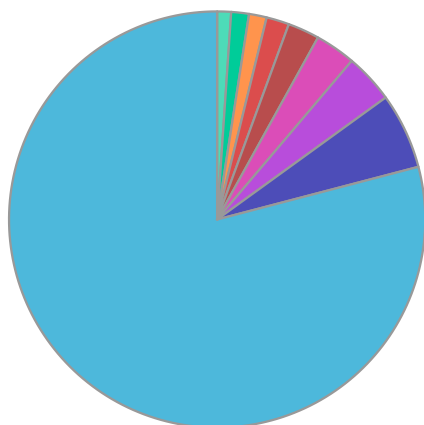
	1 Yr	2 Yrs	3 Yrs	4 Yrs	5 Yrs
Fund	-22.51	-24.93	-20.20	-4.93	7.61
Stock Sector Average	-12.76	-12.78	-7.95	4.61	16.90

Performance Analysis - Annualised 3 years

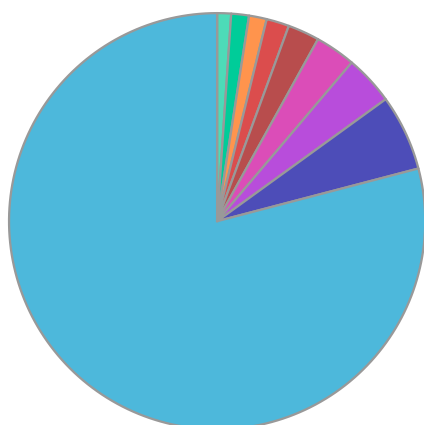
	Growth Rate %	Volatility	Alpha	Beta	Sharpe
Fund	-7.24	19.37	-3.98	1.12	-0.02
Stock Sector Average	-2.72	16.89	0.00	1.00	-0.01

Fidelity Special Sits W Acc

Fund Composition



	(%)
UK Equities	80.50
Irish Equities	6.00
Swiss Equities	3.90
French Equities	3.20
US Equities	2.50
Swedish Equities	1.80
Australian Equities	1.40
Dutch Equities	1.40
German Equities	1.10
Others	-1.80



	(%)
UK	80.50
Ireland	6.00
Switzerland	3.90
France	3.20
USA	2.50
Sweden	1.80
Australia	1.40
Netherlands	1.40
Germany	1.10
Others	-1.80

Largest Holdings

Holdings	(%)
LEGAL & GENERAL GROUP	4.64
AVIVA	4.41
IMPERIAL BRANDS PLC	4.13
ROCHE HLDG AG	3.92
DCC	3.67

Holdings	(%)
SERCO GROUP PLC	3.57
JOHN LAING GROUP PLC	3.51
CONTOURGLOBAL PLC	3.38
CRH	3.27
SANOFI	3.22

* Data supplied by fund managers regarding fixed interests funds may not specify yield type. As the provision of redemption yield is an FCA regulatory requirement Novia assumes these are used.

Important Information

Performance details and yields are as at 30/09/2020. Performance figures are inclusive of net reinvested income. Source: FE. This document is designed only for professional investors and experienced advisers. The value of investments and the income gained may fluctuate. Investors may not get back the full amount invested. Past performance is not a guide to the future.