

## Liontrust SF Eurpn Gth 2 Acc

### Fund Information

**Sector**

IA Europe Excluding UK

**Manager's Name**

 Peter Michaelis  
 Martyn Jones

**Date Manager Appointed**

Feb 2001

**Launch Date**

Feb 2001

**Fund Size(£m)**

£302.73

**Yield\*** (See page2)

0.50 %

**XD Dates**

Aug 03, Feb 03

**Last Distribution**

03/08/20 (XD Date)

30/09/20 (Pay Date)

1.34(Distribution)

**OCF**

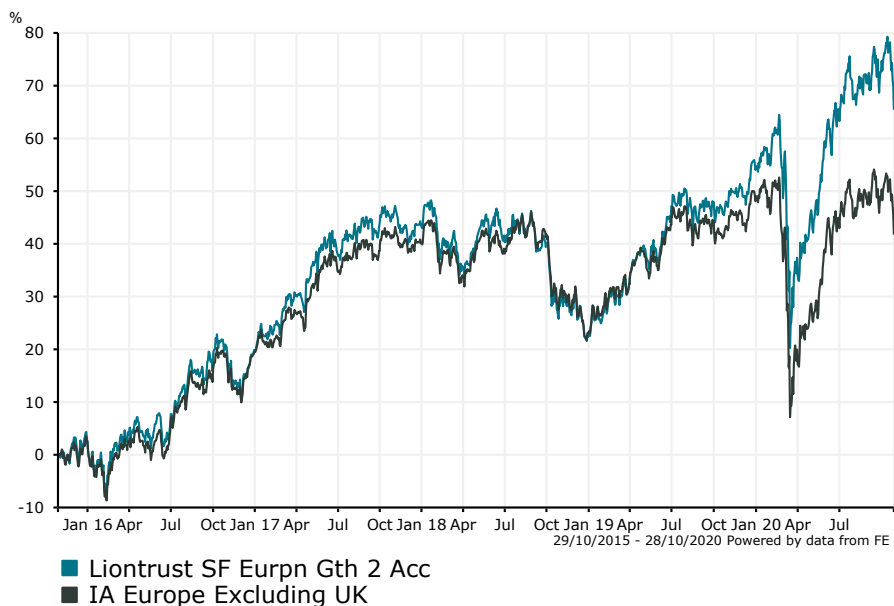
0.90 %

### Fund Aim

The Fund aims for long term capital growth and will invest in the shares of a broad range of European companies, based on the fund manager's view of their long term return prospects. It will invest only in companies that meet our rules for environmental and social responsibility. For full investment objective and policy details please refer to the Prospectus.

**Sector:** IA Europe Excluding UK

### Performance


**Morningstar Analyst Rating**

N/A

**FE Crown Rating**

**Discrete Performance - 12 months to 31/12/19**

	2019	2018	2017	2016	2015
Fund	25.88	-14.79	19.79	15.99	12.36
Stock Sector Average	20.33	-12.16	17.29	16.41	9.27

**Cumulative Performance to 30/09/20**

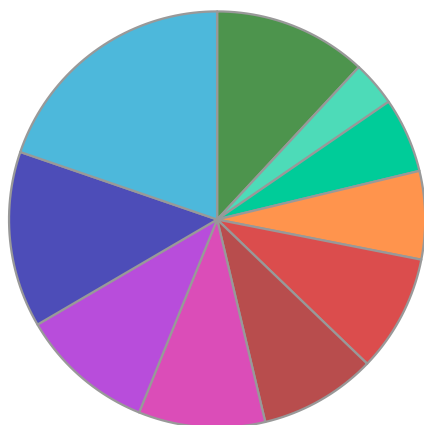
	1 Yr	2 Yrs	3 Yrs	4 Yrs	5 Yrs
Fund	16.87	23.85	20.53	48.96	77.49
Stock Sector Average	3.06	5.28	7.27	30.74	54.80

**Performance Analysis - Annualised 3 years**

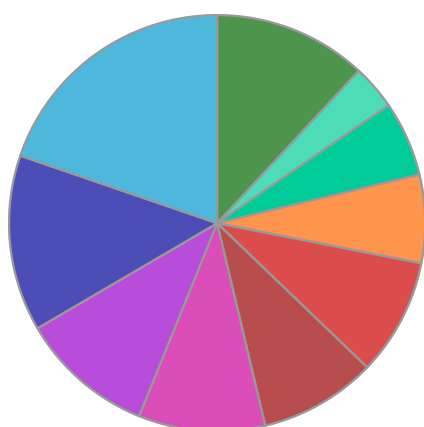
	Growth Rate %	Volatility	Alpha	Beta	Sharpe
Fund	6.42	12.60	4.24	0.86	0.23
Stock Sector Average	2.37	14.03	0.00	1.00	0.00

Liontrust SF Eurpn Gth 2 Acc

**Fund Composition**



	(%)
German Equities	19.74
Dutch Equities	13.68
French Equities	10.46
Swiss Equities	9.83
Swedish Equities	9.10
Irish Equities	9.09
Spanish Equities	6.85
Danish Equities	5.82
Norwegian Equities	3.50
Others	11.92



	(%)
Germany	19.74
Netherlands	13.68
France	10.46
Switzerland	9.83
Sweden	9.10
Ireland	9.09
Spain	6.85
Denmark	5.82
Norway	3.50
Others	11.92

**Largest Holdings**

Holdings	(%)
UNILEVER NV	4.47
ASML Holding NV	4.46
ROCHE HLDG AG	4.31
CELLNEX TELECOM SA	3.91
KINGSPAN GROUP	3.80

Holdings	(%)
SAP SE	3.68
AIR LIQUIDE(L')	3.54
DNB ASA	3.50
INFINEON TECHNOLOGIES AG	3.50
KONE OYJ	3.11

\* Data supplied by fund managers regarding fixed interests funds may not specify yield type. As the provision of redemption yield is an FCA regulatory requirement Novia assumes these are used.

**Important Information**

Performance details and yields are as at 30/09/2020. Performance figures are inclusive of net reinvested income. Source: FE. This document is designed only for professional investors and experienced advisers. The value of investments and the income gained may fluctuate. Investors may not get back the full amount invested. Past performance is not a guide to the future.