

Liontrust SF Gbl Gth 2 Acc

Fund Information

Sector
IA Global

Manager's Name
Peter Michaelis
Simon Clements
Chris Foster

Date Manager Appointed
Feb 2001

Launch Date
Feb 2001

Fund Size(£m)
£962.04

Yield* (See page2)
0.00 %

XD Dates
Aug 03, Feb 03

Last Distribution
03/08/20 (XD Date)
30/09/20 (Pay Date)
0.00(Distribution)

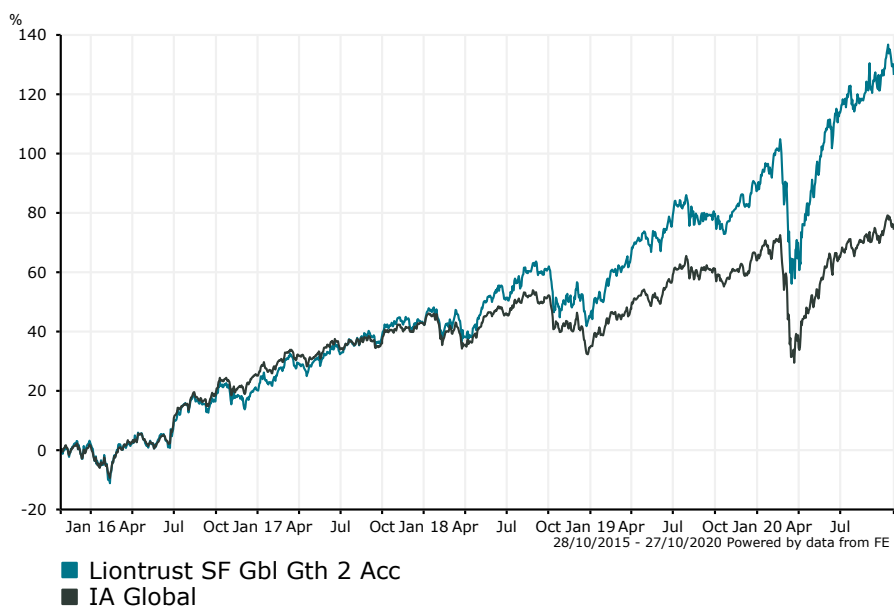
OCF
0.89 %

Fund Aim

The Fund aims for long-term capital growth and will invest in the shares of a broad range of companies from around the world, based on the fund manager's view of their long term return prospects. It will invest only in companies that meet our rules for environmental and social responsibility. For full investment objective and policy details please refer to the Prospectus.

Sector: IA Global

Performance



Morningstar Analyst Rating

N/A

FE Crown Rating



Discrete Performance - 12 months to 31/12/19

	2019	2018	2017	2016	2015
Fund	29.45	1.27	18.81	17.28	6.46
Stock Sector Average	21.92	-5.72	14.02	23.33	2.77

Cumulative Performance to 30/09/20

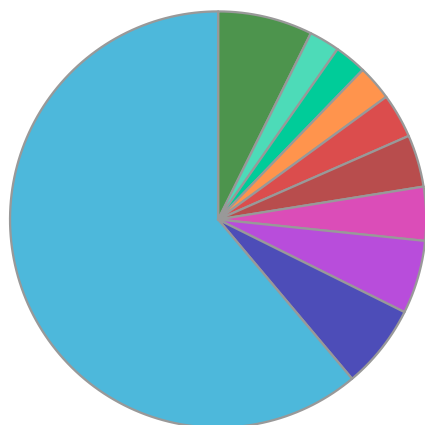
	1 Yr	2 Yrs	3 Yrs	4 Yrs	5 Yrs
Fund	26.26	40.34	64.35	94.29	145.62
Stock Sector Average	7.19	13.60	26.81	45.73	83.83

Performance Analysis - Annualised 3 years

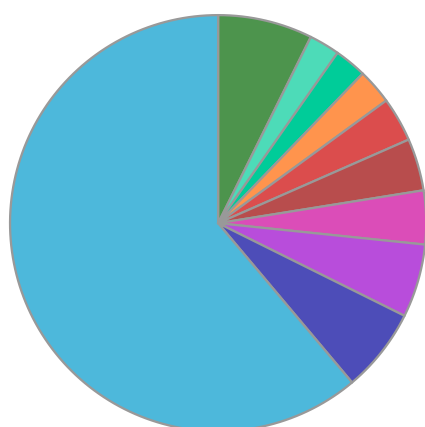
	Growth Rate %	Volatility	Alpha	Beta	Sharpe
Fund	18.01	14.68	8.98	1.02	0.99
Stock Sector Average	8.24	13.76	0.00	1.00	0.34

Liontrust SF Gbl Gth 2 Acc

Fund Composition



	(%)
US Equities	61.13
German Equities	6.53
Japanese Equities	5.70
UK Equities	4.17
Irish Equities	4.05
Money Market	3.45
Spanish Equities	2.74
Dutch Equities	2.50
Australian Equities	2.38
Others	7.35



	(%)
USA	61.13
Germany	6.53
Japan	5.70
UK	4.17
Ireland	4.05
Money Market	3.45
Spain	2.74
Netherlands	2.50
Australia	2.38
Others	7.35

Largest Holdings

Holdings	(%)
VERISIGN	3.20
THERMO FISHER SCIENTIFIC INC	3.17
VISA INC	3.11
ADOBE INC	3.01
AUTODESK INC	2.86

Holdings	(%)
ALPHABET INC	2.80
CELLNEX TELECOM SA	2.74
CADENCE DESIGN SYSTEMS INC	2.63
IQVIA HLDGS INC	2.61
PERKINELMER INC	2.60

* Data supplied by fund managers regarding fixed interests funds may not specify yield type. As the provision of redemption yield is an FCA regulatory requirement Novia assumes these are used.

Important Information

Performance details and yields are as at 30/09/2020. Performance figures are inclusive of net reinvested income. Source: FE. This document is designed only for professional investors and experienced advisers. The value of investments and the income gained may fluctuate. Investors may not get back the full amount invested. Past performance is not a guide to the future.