

Liontrust SF UK Growth 2 Acc

Fund Information

Sector

IA UK All Companies

Manager's Name

 Peter Michaelis
 Martyn Jones

Date Manager Appointed

Feb 2001

Launch Date

Feb 2001

Fund Size (£m)

£632.77

Yield* (See page2)

1.15 %

XD Dates

Aug 03, Feb 03

Last Distribution

 03/08/20 (XD Date)
 30/09/20 (Pay Date)
 0.91(Distribution)

OCF

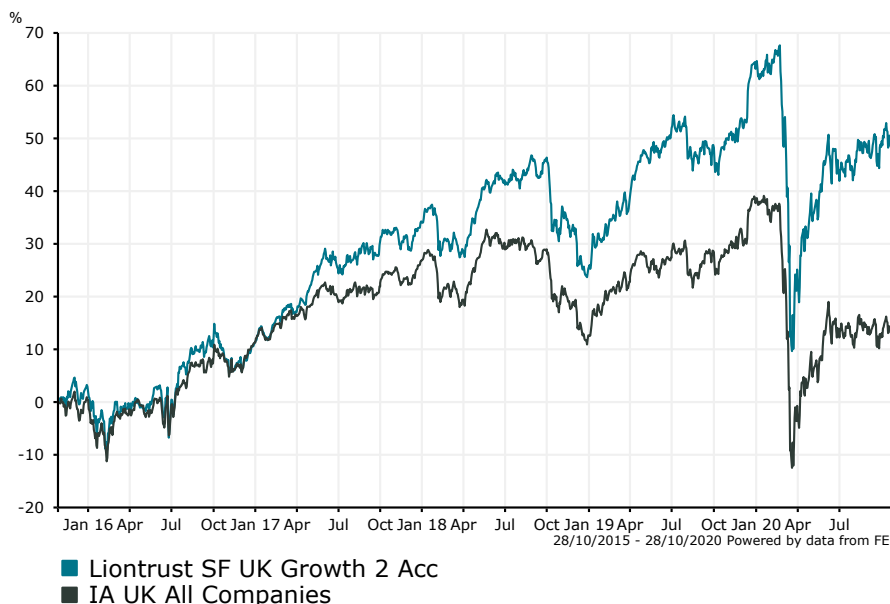
0.87 %

Fund Aim

The Fund aims for long term capital growth and will invest in the shares of a broad range of UK companies based on the fund manager's view of their long term return prospects. It will invest only in companies that meet our rules for environmental and social responsibility. For full investment objective and policy details please refer to the Prospectus.

Sector: IA UK All Companies

Performance



Morningstar Analyst Rating
N/A

FE Crown Rating
★★★★★

Discrete Performance - 12 months to 31/12/19

| | 2019 | 2018 | 2017 | 2016 | 2015 |
|----------------------|-------|--------|-------|-------|------|
| Fund | 30.21 | -6.65 | 20.74 | 8.05 | 9.75 |
| Stock Sector Average | 22.24 | -11.19 | 13.99 | 10.82 | 4.86 |

Cumulative Performance to 30/09/20

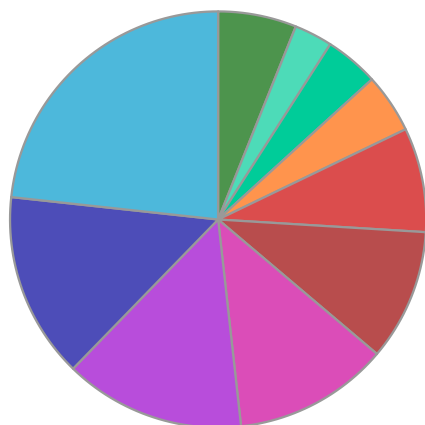
| | 1 Yr | 2 Yrs | 3 Yrs | 4 Yrs | 5 Yrs |
|----------------------|--------|--------|-------|-------|-------|
| Fund | -0.27 | 1.69 | 14.34 | 34.46 | 52.40 |
| Stock Sector Average | -12.76 | -12.78 | -7.95 | 4.61 | 16.90 |

Performance Analysis - Annualised 3 years

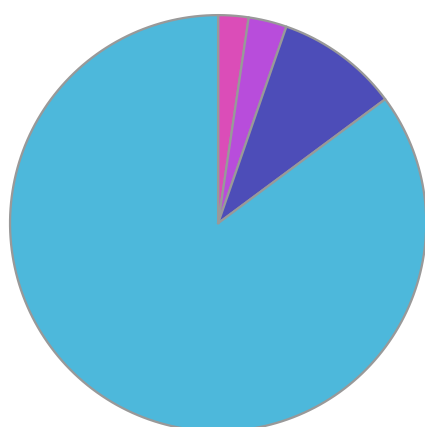
| | Growth Rate % | Volatility | Alpha | Beta | Sharpe |
|----------------------|---------------|------------|-------|------|--------|
| Fund | 4.57 | 16.62 | 7.32 | 0.94 | 0.06 |
| Stock Sector Average | -2.72 | 16.89 | 0.00 | 1.00 | -0.01 |

Liontrust **SF UK Growth 2 Acc**

Fund Composition



| | (%) |
|------------------------|-------|
| Financials | 23.28 |
| Information Technology | 14.44 |
| Industrials | 14.04 |
| Consumer Discretionary | 12.06 |
| Health Care | 10.21 |
| Materials | 8.11 |
| Consumer Staples | 4.62 |
| Utilities | 4.18 |
| Mutual Funds | 2.97 |
| Others | 6.09 |



| | (%) |
|----------------|-------|
| UK Equities | 85.17 |
| Irish Equities | 9.52 |
| Others | 2.97 |
| Money Market | 2.35 |

Largest Holdings

| Holdings | (%) |
|-----------------------------|------|
| CRODA INTERNATIONAL PLC | 4.19 |
| LONDON STOCK EXCHANGE GROUP | 3.96 |
| SMURFIT KAPPA GROUP PLC | 3.92 |
| KINGSPAN GROUP | 3.90 |
| SOFTCAT PLC | 3.54 |

| Holdings | (%) |
|-------------------------|------|
| INTERTEK GROUP | 3.27 |
| 3I GROUP PLC ORD | 3.16 |
| COMPASS GROUP PLC | 3.07 |
| SYNCONA LIMITED ORD NPV | 2.97 |
| UNILEVER | 2.92 |

* Data supplied by fund managers regarding fixed interests funds may not specify yield type. As the provision of redemption yield is an FCA regulatory requirement Novia assumes these are used.

Important Information

Performance details and yields are as at 30/09/2020. Performance figures are inclusive of net reinvested income. Source: FE. This document is designed only for professional investors and experienced advisers. The value of investments and the income gained may fluctuate. Investors may not get back the full amount invested. Past performance is not a guide to the future.