

## ASI Diversified Income I Acc

### Fund Information

**Sector**

IA Mixed Investment 20-60% Shares

**Manager's Name**

Diversified Assets Team

**Date Manager Appointed**

Mar 2018

**Launch Date**

Oct 2012

**Fund Size (£m)**

£178.36

**Yield\*** (See page 2)

4.60 %

**XD Dates**

Sep 01, Aug 03, Jul 01, Jun 01

**Last Distribution**

01/09/20 (XD Date)

30/09/20 (Pay Date)

0.51(Distribution)

**OCF**

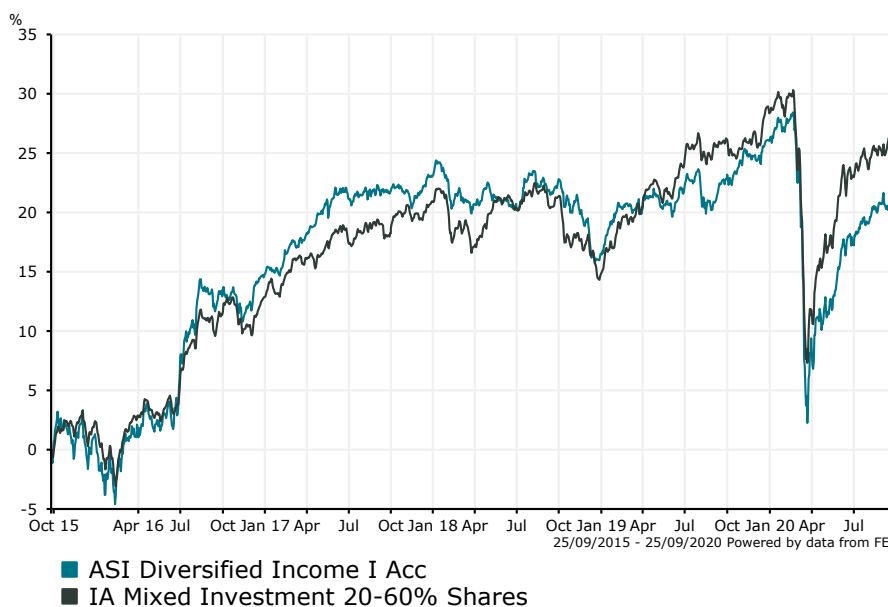
0.78 %

### Fund Aim

To generate a positive return through income and some capital growth over the long term (5 years or more) by investing in a globally diversified portfolio of assets whilst reducing the risk of losses. Please note: Our factsheets will be fully updated to reflect the 7 August 2019 changes to the Investment Objective and Policy, including benchmark use, shortly. In the interim, please see the KIID which can be found at <https://www.aberdeenstandard.com/en/uk/investor/fund-centre#literature> for full up to date information.

**Sector:** IA Mixed Investment 20-60% Shares

### Performance


**Morningstar Analyst Rating**

N/A

**FE Crown Rating**

**Discrete Performance - 12 months to 31/12/19**

	2019	2018	2017	2016	2015
Fund	8.14	-5.26	7.24	13.72	-1.24
Stock Sector Average	11.84	-5.10	7.16	10.32	1.21

**Cumulative Performance to 31/08/20**

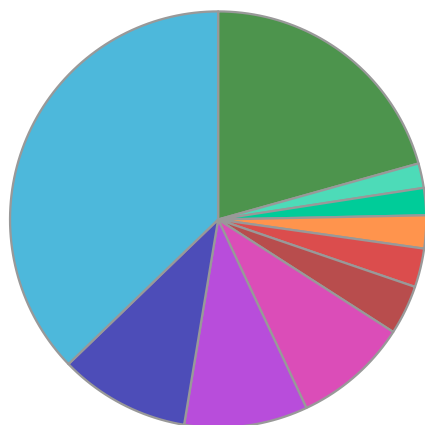
	1 Yr	2 Yrs	3 Yrs	4 Yrs	5 Yrs
Fund	-0.01	-1.32	-1.08	6.46	19.92
Stock Sector Average	-0.08	2.88	5.09	12.69	24.16

**Performance Analysis - Annualised 3 years**

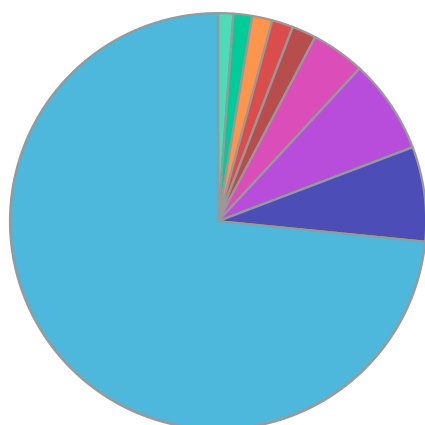
	Growth Rate %	Volatility	Alpha	Beta	Sharpe
Fund	-0.36	8.27	-1.80	0.89	0.00
Stock Sector Average	1.67	8.50	0.00	1.00	0.00

**ASI Diversified Income I Acc**

**Fund Composition**



	(%)
UK Equities	37.23
Cash & Cash Equivalents	10.16
US Equities	9.59
US Corporate Fixed Interest	8.94
Irish Fixed Interest	3.84
Hedge	3.01
Money Market	2.56
German Equities	2.11
UK Fixed Interest	1.91
Others	20.66



	(%)
UK	84.58
Ireland	8.47
Not Specified	8.44
Japan	4.80
Germany	2.17
Luxembourg	1.90
Indonesia	1.80
Mexico	1.67
International	1.36
Others	-15.20

**Largest Holdings**

Holdings	(%)
TWENTYFOUR INCOME LIMITED ORD RED 1P	3.60
PRYTANIA DIVERSIFIED ASSET BACKED SECURITIES FUND	3.00
HICL INFRASTRUCTURE CO LTD	2.30
POLLEN STREET SECURED LENDING PLC ORD GBP0.01	2.30
3I INFRASTRUCTURE PLC	2.20

Holdings	(%)
BIOPHARMA CREDIT	2.20
INTERNATIONAL PUBLIC PARTNERSHIP	2.00
JOHN LAING GROUP PLC	1.90
TWENTYFOUR ASSET BACKED OPPORTUNITIES FUND	1.90
FAIR OAKS DYNAMIC CREDIT FUND	1.80

\* Data supplied by fund managers regarding fixed interests funds may not specify yield type. As the provision of redemption yield is an FCA regulatory requirement Novia assumes these are used.

**Important Information**

Performance details and yields are as at 31/08/2020. Performance figures are inclusive of net reinvested income. Source: FE. This document is designed only for professional investors and experienced advisers. The value of investments and the income gained may fluctuate. Investors may not get back the full amount invested. Past performance is not a guide to the future.