

## ASI UK Rble Eq I Acc

### Fund Information

**Sector**

IA UK All Companies

**Manager's Name**

Louise Kernohan

Lesley Duncan

Rebecca Maclean

**Date Manager Appointed**

Jan 2018

**Launch Date**

Oct 2012

**Fund Size (£m)**

£41.47

**Yield\*** (See page2)

1.40 %

**XD Dates**

Feb 03, Aug 01

**Last Distribution**

03/02/20 (XD Date)

30/04/20 (Pay Date)

1.25(Distribution)

**OCF**

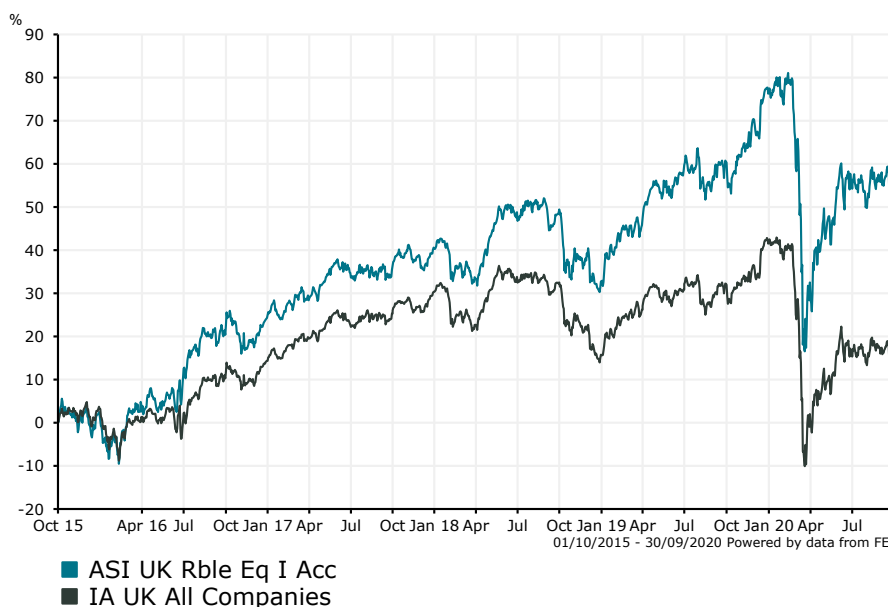
0.87 %

### Fund Aim

To generate growth over the long term (5 years or more) by investing in UK equities (company shares), which meet the fund's environmental, social and governance screening criteria. Please note: Our factsheets will be fully updated to reflect the 7 August 2019 changes to the Investment Objective and Policy, including benchmark use, shortly. In the interim, please see the KIID which can be found at <https://www.aberdeenstandard.com/en/uk/investor/fund-centre#literature> for full up to date information.

**Sector:** IA UK All Companies

### Performance


**Morningstar Analyst Rating**

N/A

**FE Crown Rating**

**Discrete Performance - 12 months to 31/12/19**

	2019	2018	2017	2016	2015
Fund	32.78	-5.59	13.13	22.13	-2.65
Stock Sector Average	22.24	-11.19	13.99	10.82	4.86

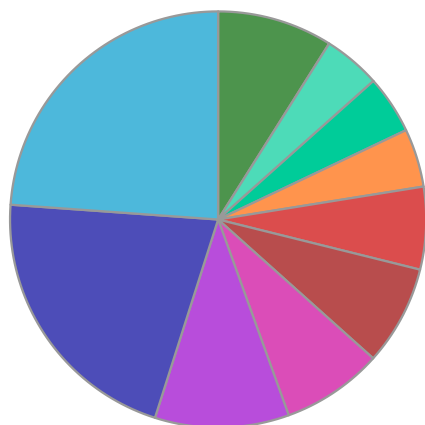
**Cumulative Performance to 30/09/20**

	1 Yr	2 Yrs	3 Yrs	4 Yrs	5 Yrs
Fund	-3.42	4.23	14.37	28.73	58.10
Stock Sector Average	-12.76	-12.78	-7.95	4.61	16.90

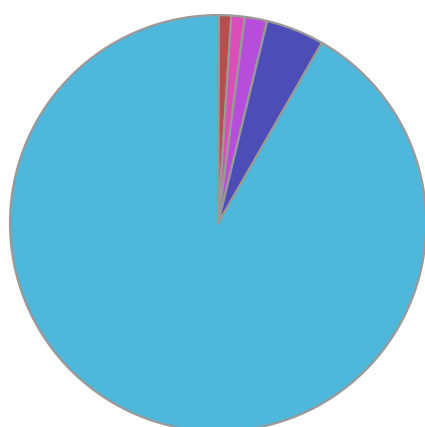
**Performance Analysis - Annualised 3 years**

	Growth Rate %	Volatility	Alpha	Beta	Sharpe
Fund	4.58	17.45	7.57	1.02	0.06
Stock Sector Average	-2.72	16.89	0.00	1.00	-0.01

## Fund Composition



	(%)
Industrials	23.87
Financials	21.23
Information Technology	10.42
Consumer Discretionary	7.87
Utilities	7.75
Communications	6.41
Materials	4.53
Mutual Funds	4.53
Consumer Staples	4.45
Others	8.96



	(%)
UK	91.68
Luxembourg	4.53
Switzerland	1.74
Not Specified	1.04
Australia	0.95
Eurozone	0.06

## Largest Holdings

Holdings	(%)
AVEVA GROUP	4.10
PRUDENTIAL PLC	3.80
RELX PLC	3.60
LONDON STOCK EXCHANGE GROUP	3.40
ASHMORE GROUP PLC	3.10

Holdings	(%)
CLOSE BROS GROUP PLC	2.80
AVAST PLC	2.70
STANDARD CHARTERED	2.60
JUST EAT TAKEAWAY.COM NV	2.60
EXPERIAN PLC	2.50

\* Data supplied by fund managers regarding fixed interests funds may not specify yield type. As the provision of redemption yield is an FCA regulatory requirement Novia assumes these are used.

## Important Information

Performance details and yields are as at 30/09/2020. Performance figures are inclusive of net reinvested income. Source: FE. This document is designed only for professional investors and experienced advisers. The value of investments and the income gained may fluctuate. Investors may not get back the full amount invested. Past performance is not a guide to the future.