

## ASI UK Mid Cap Equity I Acc

### Fund Information

**Sector**

IA UK All Companies

**Manager's Name**

Abby Glennie

**Date Manager Appointed**

Jul 2018

**Launch Date**

Oct 2012

**Fund Size (£m)**

£136.27

**Yield\*** (See page2)

0.70 %

**XD Dates**

Feb 03, Aug 01

**Last Distribution**

03/02/20 (XD Date)

30/04/20 (Pay Date)

1.37(Distribution)

**OCF**

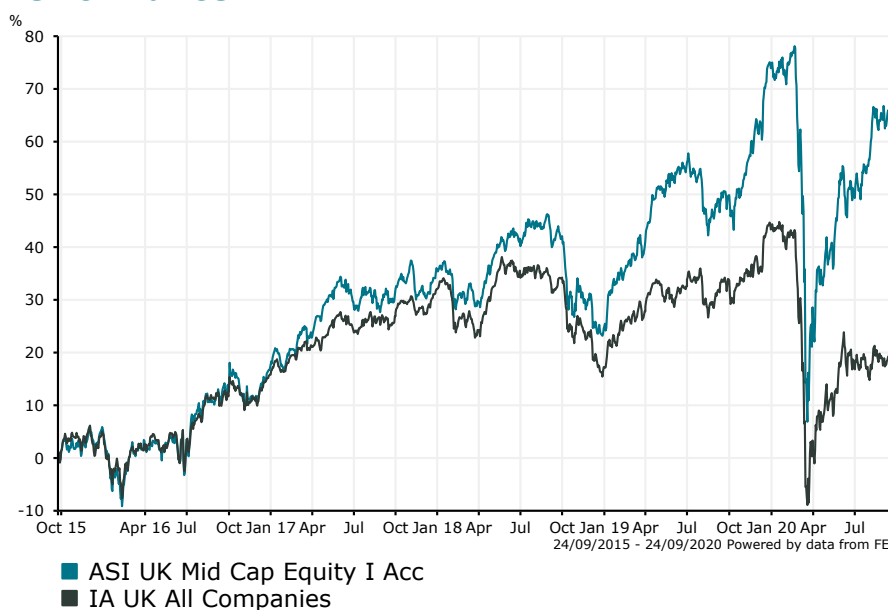
0.85 %

### Fund Aim

To generate growth over the long term (5 years or more) by investing in UK mid-capitalisation equities (company shares). Please note: Our factsheets will be fully updated to reflect the 7 August 2019 changes to the Investment Objective and Policy, including benchmark use, shortly. In the interim, please see the KIID which can be found at <https://www.aberdeenstandard.com/en/uk/investor/fund-centre#literature> for full up to date information.

**Sector:** IA UK All Companies

### Performance


**Morningstar Analyst Rating**

N/A

**FE Crown Rating**

**Discrete Performance - 12 months to 31/12/19**

	2019	2018	2017	2016	2015
Fund	39.61	-8.41	16.20	10.99	6.54
Stock Sector Average	22.24	-11.19	13.99	10.82	4.86

**Cumulative Performance to 31/08/20**

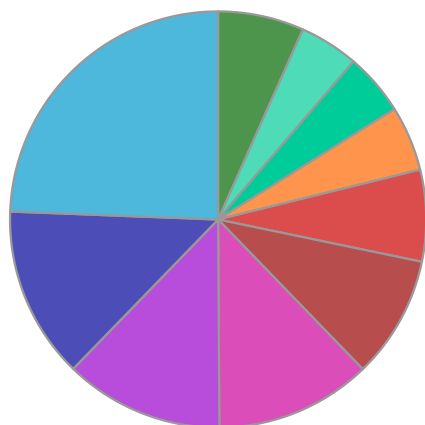
	1 Yr	2 Yrs	3 Yrs	4 Yrs	5 Yrs
Fund	11.55	12.67	27.43	49.41	58.28
Stock Sector Average	-8.79	-11.69	-5.92	7.03	16.50

**Performance Analysis - Annualised 3 years**

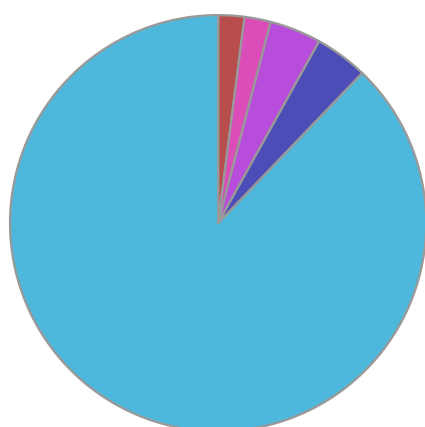
	Growth Rate %	Volatility	Alpha	Beta	Sharpe
Fund	8.42	18.59	10.94	1.02	0.26
Stock Sector Average	-2.01	16.87	0.00	1.00	-0.01

**ASI UK Mid Cap Equity I Acc**

**Fund Composition**



	(%)
Information Technology	24.39
Industrials	13.35
Communications	12.36
Consumer Discretionary	12.14
Financials	9.51
Consumer Staples	7.11
Real Estate	5.05
Materials	4.82
Health Care	4.60
Others	6.68



	(%)
UK	87.83
Ireland	4.11
Luxembourg	4.00
Germany	2.04
Not Specified	2.03
Eurozone	0.00

**Largest Holdings**

Holdings	(%)
GAMES WORKSHOP GROUP	4.30
KAINOS GROUP PLC	4.20
KEYWORDS STUDIOS PLC	4.10
GAMMA COMMUNICATIONS PLC	3.70
AVEVA GROUP	3.50

Holdings	(%)
HILTON FOOD GROUP PLC	3.30
COMPUTACENTER	3.20
FUTURE PLC	3.20
TEAM17 GROUP PLC	3.00
CRANSWICK	2.90

\* Data supplied by fund managers regarding fixed interests funds may not specify yield type. As the provision of redemption yield is an FCA regulatory requirement Novia assumes these are used.

**Important Information**

Performance details and yields are as at 31/08/2020. Performance figures are inclusive of net reinvested income. Source: FE. This document is designed only for professional investors and experienced advisers. The value of investments and the income gained may fluctuate. Investors may not get back the full amount invested. Past performance is not a guide to the future.