

ASI Estrn Eurpn Equity I Acc

Fund Information

Sector

IA Specialist

Manager's Name

Global Emerging Markets Equity

Date Manager Appointed

Jul 2009

Launch Date

Aug 2000

Fund Size (£m)

£15.81

Yield* (See page2)

2.10 %

XD Dates

Aug 01

Last Distribution

01/08/19 (XD Date)

31/10/19 (Pay Date)

8.18(Distribution)

OCF

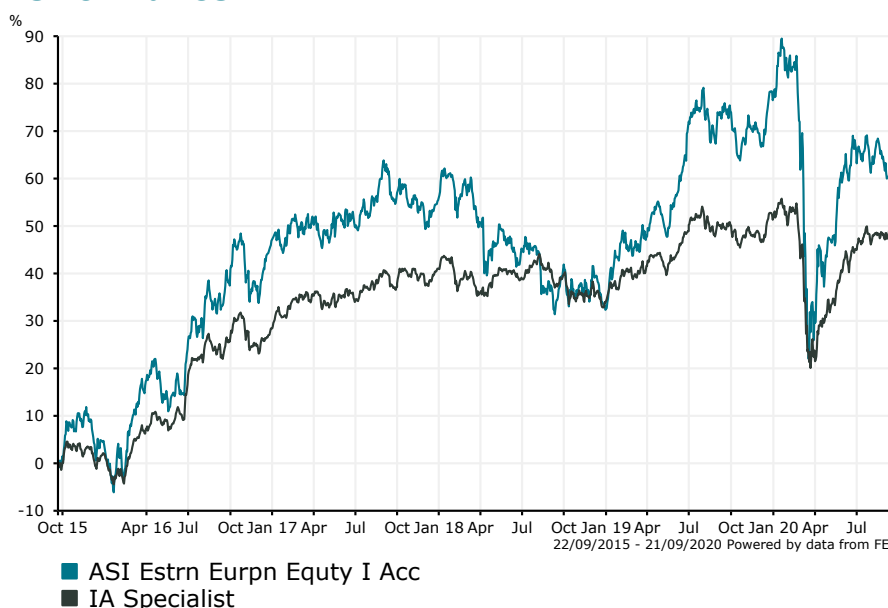
0.94 %

Fund Aim

To generate growth over the long term (5 years or more) by investing in European emerging markets equities (company shares). Please note: Our factsheets will be fully updated to reflect the 7 August 2019 changes to the Investment Objective and Policy, including benchmark use, shortly. In the interim, please see the KIID which can be found at <https://www.aberdeenstandard.com/en/uk/investor/fund-centre#literature> for full up to date information.

Sector: IA Specialist

Performance


Morningstar Analyst Rating

N/A

FE Crown Rating

Discrete Performance - 12 months to 31/12/19

	2019	2018	2017	2016	2015
Fund	33.38	-14.86	5.81	41.40	0.82
Stock Sector Average	13.04	-5.05	9.73	26.17	-5.66

Cumulative Performance to 31/08/20

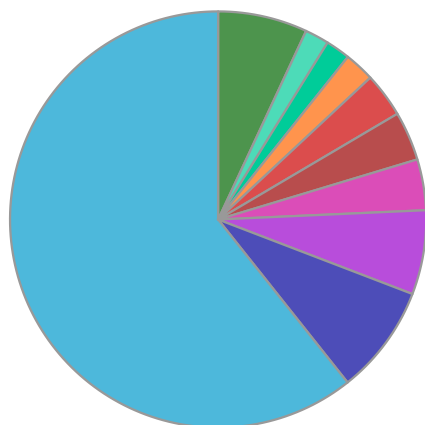
	1 Yr	2 Yrs	3 Yrs	4 Yrs	5 Yrs
Fund	-4.61	20.05	0.27	23.03	61.91
Stock Sector Average	-1.76	5.04	5.16	18.81	44.77

Performance Analysis - Annualised 3 years

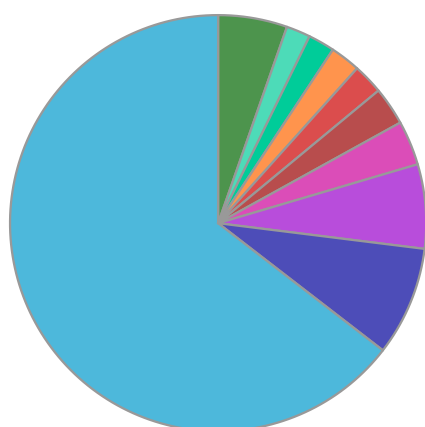
	Growth Rate %	Volatility	Alpha	Beta	Sharpe
Fund	0.09	20.08	-1.49	1.50	-0.01
Stock Sector Average	1.69	12.02	0.00	1.00	0.00

ASI Estrn Eurpn Equity I Acc

Fund Composition



	(%)
Russian Equities	60.69
Polish Equities	8.49
Turkish Equities	6.54
European Emerging Equities	3.95
Preference Shares	3.82
Greek Equities	3.46
Slovenian Equity	2.34
UK Equities	1.90
Hungarian Equities	1.87
Others	6.95



	(%)
Russia	64.54
Poland	8.49
Turkey	6.54
Greece	3.46
Romania	2.97
UK	2.36
Slovenia	2.34
USA	2.06
Hungary	1.87
Others	5.37

Largest Holdings

Holdings	(%)
LUKOIL PJSC	8.40
SBERBANK OF RUSSIA	7.80
NOVATEK PAO	7.00
YANDEX NV	5.90
CD PROJEKT SA	3.90

Holdings	(%)
TATNEFT PJSC	3.80
NOVOLIPETSK STEEL	3.30
MAIL.RU GROUP LTD	3.30
POLYUS PJSC	3.10
DINO POLSKA SA	2.80

* Data supplied by fund managers regarding fixed interests funds may not specify yield type. As the provision of redemption yield is an FCA regulatory requirement Novia assumes these are used.

Important Information

Performance details and yields are as at 31/08/2020. Performance figures are inclusive of net reinvested income. Source: FE. This document is designed only for professional investors and experienced advisers. The value of investments and the income gained may fluctuate. Investors may not get back the full amount invested. Past performance is not a guide to the future.