

BNY Mellon Contin Eur Inst W Acc GB Contin Eur Inst W Acc GBP Fund Information

Sector

IA Europe Excluding UK

Manager's Name

Paul Markham

Date Manager Appointed

Dec 2018

Launch Date

Aug 2012

Fund Size (£m)

£134.15

Yield* (See page2)

0.84 %

XD Dates

Jul 01

Last Distribution

01/07/20 (XD Date)

31/10/20 (Pay Date)

1.86(Distribution)

OCF

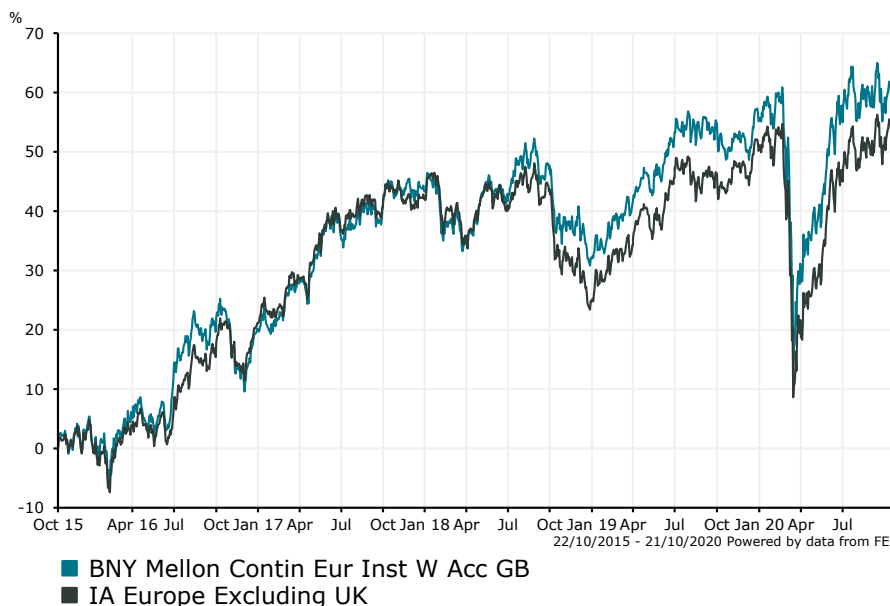
0.83 %

Fund Aim

The Fund aims to achieve capital growth over the long term (5 years or more).

Sector: IA Europe Excluding UK

Performance



Discrete Performance - 12 months to 31/12/19

	2019	2018	2017	2016	2015
Fund	17.59	-8.02	19.32	15.20	9.31
Stock Sector Average	20.33	-12.16	17.29	16.41	9.27

Cumulative Performance to 30/09/20

	1 Yr	2 Yrs	3 Yrs	4 Yrs	5 Yrs
Fund	1.68	7.17	12.48	31.74	59.67
Stock Sector Average	3.06	5.28	7.27	30.74	54.80

Performance Analysis - Annualised 3 years

	Growth Rate %	Volatility	Alpha	Beta	Sharpe
Fund	4.00	12.30	1.89	0.84	0.04
Stock Sector Average	2.37	14.03	0.00	1.00	0.00

Morningstar Analyst Rating

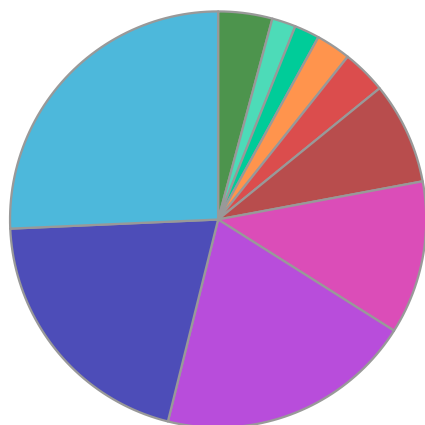
N/A

FE Crown Rating

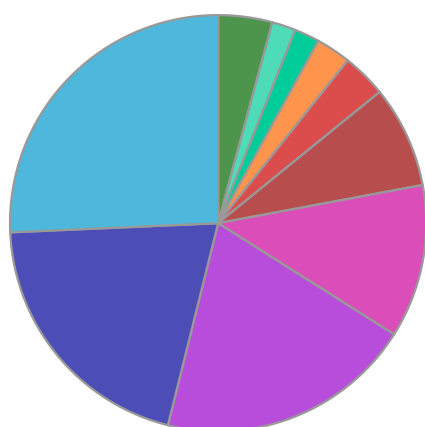


**BNY Mellon Contin Eur Inst W Acc GB Contin
Eur Inst W Acc GBP**

Fund Composition



	(%)
French Equities	25.70
Swiss Equities	20.42
German Equities	19.91
Dutch Equities	11.91
Danish Equities	7.92
Norwegian Equities	3.44
Irish Equities	2.70
UK Equities	1.95
Chinese Equities	1.85
Others	4.20



	(%)
France	25.70
Switzerland	20.42
Germany	19.91
Netherlands	11.91
Denmark	7.92
Norway	3.44
Ireland	2.70
UK	1.95
China	1.85
Others	4.20

Largest Holdings

Holdings	(%)
SAP SE	4.77
ROCHE HLDG AG	4.01
NOVARTIS AG	3.64
VIVENDI	3.46
ZURICH INSURANCE GROUP LTD	3.42

Holdings	(%)
NESTLE SA	3.42
ASML HOLDING NV	3.18
WORLDLINE	3.12
UNILEVER NV	2.95
NOVO-NORDISK AS	2.82

* Data supplied by fund managers regarding fixed interests funds may not specify yield type. As the provision of redemption yield is an FCA regulatory requirement Novia assumes these are used.

Important Information

Performance details and yields are as at 30/09/2020. Performance figures are inclusive of net reinvested income. Source: FE. This document is designed only for professional investors and experienced advisers. The value of investments and the income gained may fluctuate. Investors may not get back the full amount invested. Past performance is not a guide to the future.