

BNY Mellon US Oppo IW A £

Fund Information

Sector

IA North America

Manager's Name

John Porter

Date Manager Appointed

Mar 2019

Launch Date

Aug 2012

Fund Size (£m)

£49.96

Yield* (See page2)

0.08 %

XD Dates

Jul 01

Last Distribution

01/07/20 (XD Date)

31/10/20 (Pay Date)

0.69(Distribution)

OCF

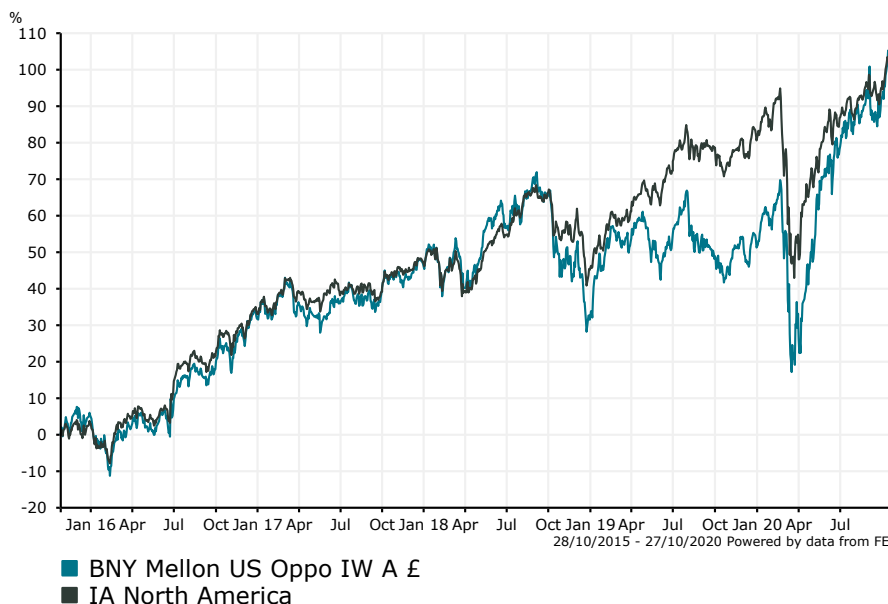
0.82 %

Fund Aim

The Fund aims to achieve capital growth over the long term (5 years or more).

Sector: IA North America

Performance


Morningstar Analyst Rating

N/A

FE Crown Rating


Discrete Performance - 12 months to 31/12/19

	2019	2018	2017	2016	2015
Fund	15.03	-10.41	11.36	25.18	6.66
Stock Sector Average	24.41	-1.37	10.53	29.31	4.18

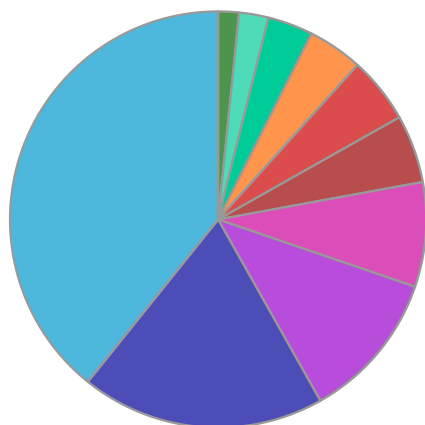
Cumulative Performance to 30/09/20

	1 Yr	2 Yrs	3 Yrs	4 Yrs	5 Yrs
Fund	29.69	15.70	38.42	62.93	104.72
Stock Sector Average	9.12	17.24	39.90	60.37	108.57

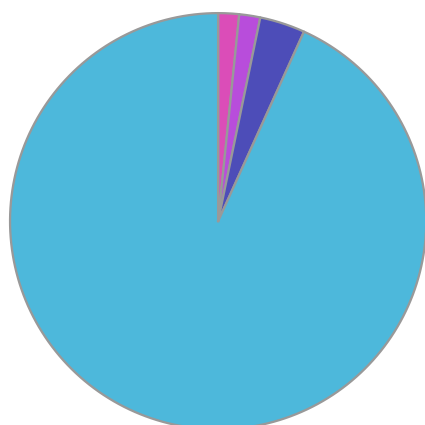
Performance Analysis - Annualised 3 years

	Growth Rate %	Volatility	Alpha	Beta	Sharpe
Fund	11.45	22.97	-3.47	1.37	0.35
Stock Sector Average	11.84	15.60	0.00	1.00	0.53

Fund Composition



	(%)
Information Technology	39.23
Health Care	18.94
Communications	11.59
Real Estate	8.12
Financials	5.28
Materials	5.15
Industrials	4.27
Energy	3.51
Utilities	2.28
Consumer Staples	1.62



	(%)
US Equities	93.23
Canadian Equities	3.52
Swiss Equities	1.63
Money Market	1.62

Largest Holdings

Holdings	(%)
PAYPAL HLDGS INC	4.04
SALESFORCE.COM INC	3.97
DEXCOM INC	3.48
BANDWIDTH INC	3.48
NEXTERA ENERGY INC	3.44

Holdings	(%)
TWITTER INC	3.35
BLACKROCK INC	3.34
ALPHABET INC. CLASS C	3.16
SQUARE INC	3.14
BROADCOM INC	2.71

* Data supplied by fund managers regarding fixed interests funds may not specify yield type. As the provision of redemption yield is an FCA regulatory requirement Novia assumes these are used.

Important Information

Performance details and yields are as at 30/09/2020. Performance figures are inclusive of net reinvested income. Source: FE. This document is designed only for professional investors and experienced advisers. The value of investments and the income gained may fluctuate. Investors may not get back the full amount invested. Past performance is not a guide to the future.