

**BNY Mellon MltsAstDivRt I W Acc**
**Fund Information**
**Sector**

IA Targeted Absolute Return

**Manager's Name**

Paul Flood

**Date Manager Appointed**

Feb 2012

**Launch Date**

Sep 2012

**Fund Size(£m)**

£333.38

**Yield\*** (See page2)

2.41 %

**XD Dates**

Jul 01, Jan 02

**Last Distribution**

01/07/20 (XD Date)

31/08/20 (Pay Date)

1.92(Distribution)

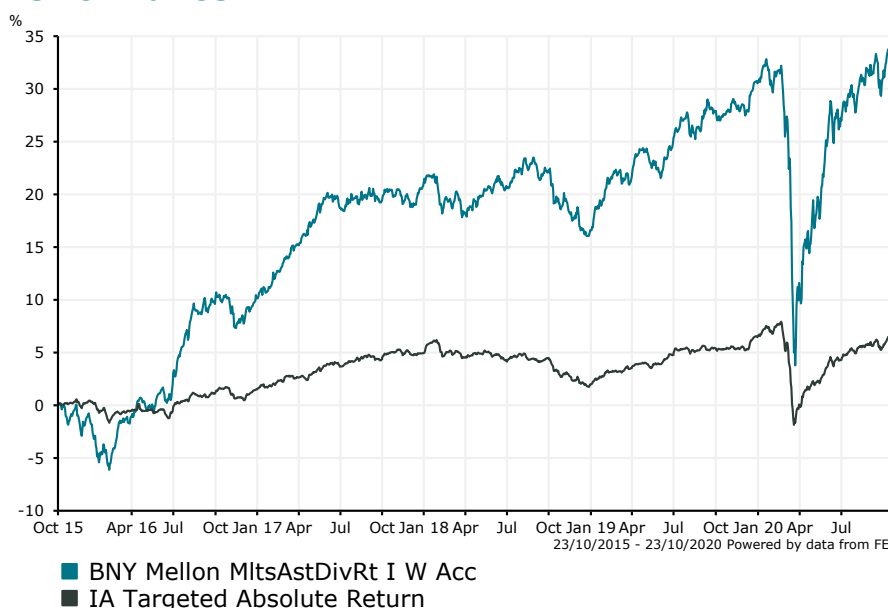
**OCF**

0.71 %


**Fund Aim**

To achieve long-term capital growth over a period of at least 5 years from a portfolio diversified across a range of assets. The Fund is managed to seek a return in excess of cash (1 Month GBP LIBOR) +3% per annum over five years before fees. In doing so, it aims to achieve a positive return on a rolling three year basis (meaning a period of three years, no matter which day you start on). However, a positive return is not guaranteed and a capital loss may occur.

**Sector:** IA Targeted Absolute Return

**Performance**


**Morningstar Analyst Rating**  
N/A

**FE Crown Rating**  


**Discrete Performance - 12 months to 31/12/19**

	2019	2018	2017	2016	2015
Fund	11.93	-3.45	9.65	11.40	0.63
Stock Sector Average	4.38	-2.81	3.39	1.06	2.41

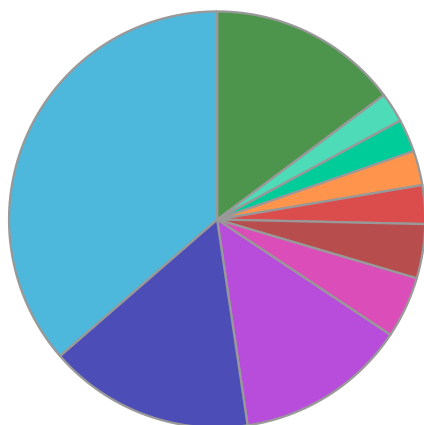
**Cumulative Performance to 30/09/20**

	1 Yr	2 Yrs	3 Yrs	4 Yrs	5 Yrs
Fund	2.45	7.20	9.79	19.52	35.39
Stock Sector Average	0.10	1.04	1.11	4.36	5.93

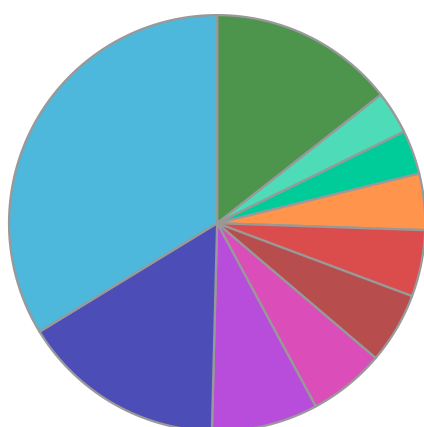
**Performance Analysis - Annualised 3 years**

	Growth Rate %	Volatility	Alpha	Beta	Sharpe
Fund	3.16	9.54	2.58	2.33	0.00
Stock Sector Average	0.37	3.83	0.00	1.00	0.00

## Fund Composition



	(%)
UK	36.38
Money Market	15.96
USA	13.31
Germany	4.79
China	4.21
Others	3.00
Mexico	2.68
Ireland	2.55
Australia	2.32
Others	14.80



	(%)
International Equities	33.73
Money Market	15.87
Others	8.26
Global Fixed Interest	5.92
Others	5.52
Commodity & Energy	5.17
Hedge	4.37
Global Emerging Market Fixed Interest	3.41
Others	3.34
Others	14.41

## Largest Holdings

Holdings	(%)
PERSHING SQUARE HOLDINGS LTD PUBLIC CLASS USD ACCUM.SHS	3.98
GREENCOAT UK WIND PLC	3.01
HIPGNOSIS SONGS FUND LIMITED SHS GBP	2.90
GCP INFRASTRUCTURE INVESTMENTS LTD GBP	2.51
RENEWABLES INFRASTRUCTURE GRP(THE)	2.24

Holdings	(%)
INTERNATIONAL PUBLIC PARTNERSHIP	1.86
JLEN ENVIRONMENTAL ASSETS GROUP LIMITED GBP	1.75
GRESHAM HOUSE ENERGY STORAGE FUND PLC ORD 1P	1.57
WISDOMTREE PHYSICAL SWISS GOLD	1.47
GREENCOAT RENEWABLES PLC	1.44

\* Data supplied by fund managers regarding fixed interests funds may not specify yield type. As the provision of redemption yield is an FCA regulatory requirement Novia assumes these are used.

## Important Information

Performance details and yields are as at 30/09/2020. Performance figures are inclusive of net reinvested income. Source: FE. This document is designed only for professional investors and experienced advisers. The value of investments and the income gained may fluctuate. Investors may not get back the full amount invested. Past performance is not a guide to the future.