

New Capital ChinaEqty Ord Acc£

Fund Information

Sector

Equity - Greater China

Manager's Name

Asia Equity Team

Date Manager Appointed

May 2019

Launch Date

Aug 2012

Fund Size(£m)

£74.60

Yield* (See page2)

1.79 %

XD Dates

N/A

Last Distribution

N/A (XD Date)

N/A (Pay Date)

N/A(Distribution)

OCF

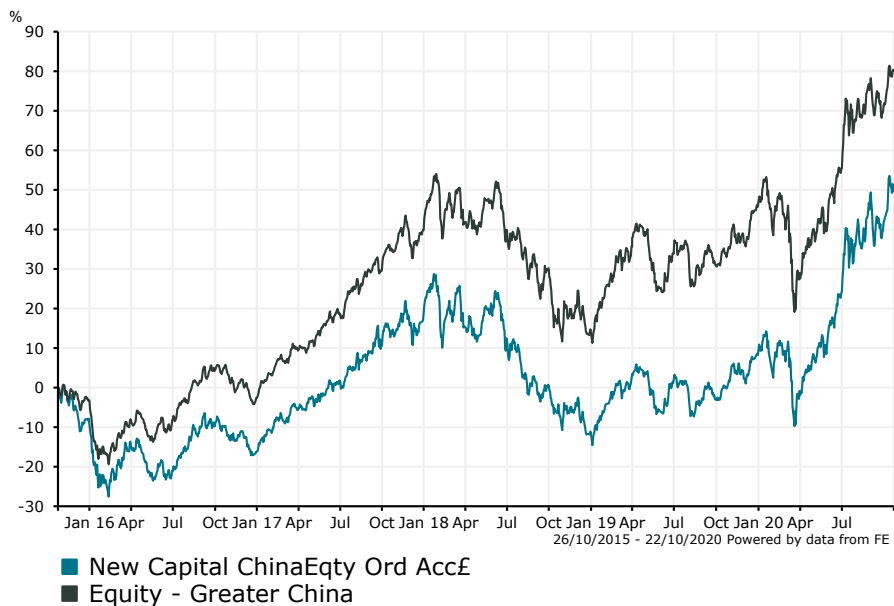
1.30 %

Fund Aim

The investment objective is to achieve capital appreciation through investment primarily in quoted securities issued by companies with principal offices or significant business activities in the People's Republic of China and Hong Kong.

Sector: Equity - Greater China

Performance


Morningstar Analyst Rating

N/A

FE Crown Rating

Discrete Performance - 12 months to 31/12/19

	2019	2018	2017	2016	2015
Fund	21.77	-24.06	39.73	-9.08	-10.40
Stock Sector Average	27.01	-17.94	43.60	0.69	-4.99

Cumulative Performance to 30/09/20

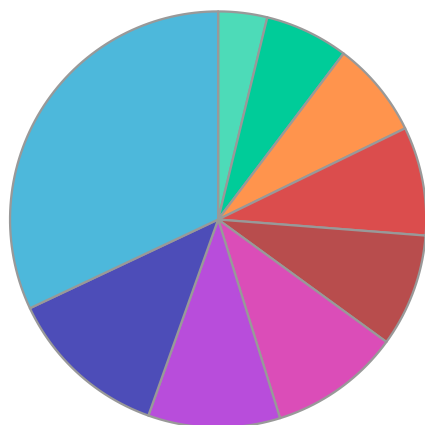
	1 Yr	2 Yrs	3 Yrs	4 Yrs	5 Yrs
Fund	46.05	40.75	28.04	57.23	56.55
Stock Sector Average	30.84	31.61	32.13	64.36	89.15

Performance Analysis - Annualised 3 years

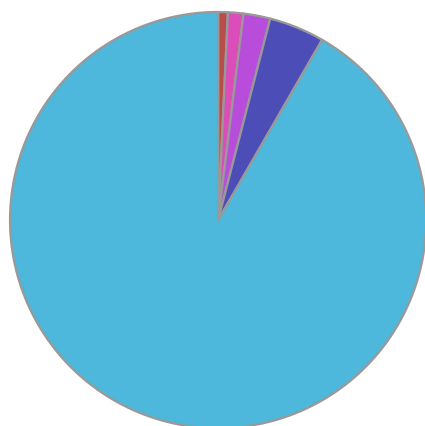
	Growth Rate %	Volatility	Alpha	Beta	Sharpe
Fund	8.59	19.54	-0.76	0.98	0.26
Stock Sector Average	9.73	18.87	0.00	1.00	0.33

New Capital **ChinaEqty Ord Acc£**

Fund Composition



	(%)
Consumer Discretionary	32.01
Industrials	12.55
Information Technology	10.25
Communications	10.18
Health Care	8.78
Consumer Staples	8.45
Financials	7.48
Materials	6.50
Money Market	3.80



	(%)
Chinese Equities	91.67
Swiss Fixed Interest	4.30
Hong Kong Equities	2.08
German Fixed Interest	1.20
Money Market	0.75

Largest Holdings

Holdings	(%)
ALIBABA GROUP HLDG LTD	9.51
TENCENT HLDGS LTD	8.99
MEITUAN DIANPING	5.27
WANHUA CHEMICAL GROUP CO LTD	3.67
PINDUODUO INC	3.20

Holdings	(%)
CHINA INTL TRAVEL SERVICE CORP LTD	3.04
UBS AG LONDON BRANCH DELTAONEWARRANT328973 09/07/21(LIANG)USD	2.83
WUXI BIOLOGICS (CAYMAN) INC	2.76
HUNDSUN TECHNOLOGIES INC	2.64
TAL EDUCATION GROUP	2.62

* Data supplied by fund managers regarding fixed interests funds may not specify yield type. As the provision of redemption yield is an FCA regulatory requirement Novia assumes these are used.

Important Information

Performance details and yields are as at 30/09/2020. Performance figures are inclusive of net reinvested income. Source: FE. This document is designed only for professional investors and experienced advisers. The value of investments and the income gained may fluctuate. Investors may not get back the full amount invested. Past performance is not a guide to the future.