

JPM EmEurEq C Inc

Fund Information

Sector

IA Specialist

Manager's Name

 Oleg Biryulyov
 Pandora Omaset
 Habib Saikaly

Date Manager Appointed

Jun 2002

Launch Date

Oct 2012

Fund Size (£m)

£47.51

Yield* (See page2)

5.72 %

XD Dates

Feb 03

Last Distribution

 03/02/20 (XD Date)
 30/04/20 (Pay Date)
 2.25(Distribution)

OCF

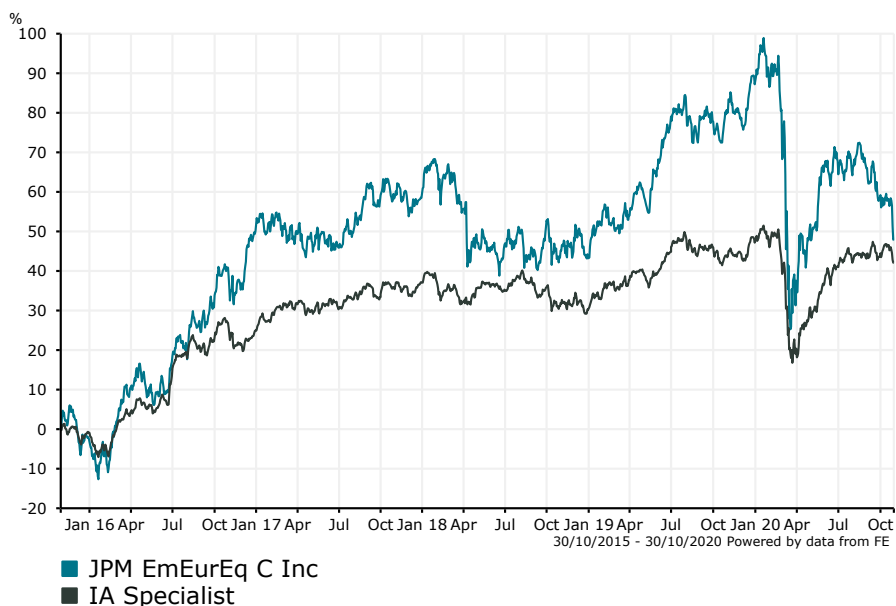
0.90 %

Fund Aim

To provide long-term capital growth by investing primarily in equity and equity-linked securities of companies in European emerging markets countries, including Russia ("Emerging Europe Countries").

Sector: IA Specialist


Performance



Morningstar Analyst Rating

Neutral

FE Crown Rating



Discrete Performance - 12 months to 31/12/19

	2019	2018	2017	2016	2015
Fund	30.74	-9.66	5.67	53.69	-4.83
Stock Sector Average	13.04	-5.05	9.73	26.17	-5.66

Cumulative Performance to 30/09/20

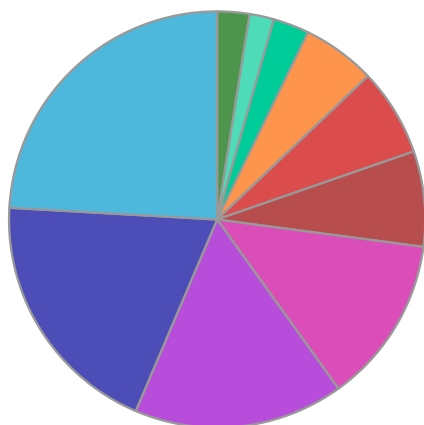
	1 Yr	2 Yrs	3 Yrs	4 Yrs	5 Yrs
Fund	-10.95	4.95	0.52	21.21	66.18
Stock Sector Average	-1.74	5.71	7.58	17.45	48.67

Performance Analysis - Annualised 3 years

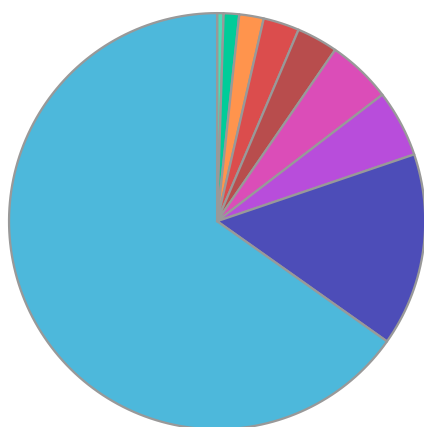
	Growth Rate %	Volatility	Alpha	Beta	Sharpe
Fund	0.17	19.00	-2.28	1.36	-0.01
Stock Sector Average	2.46	11.94	0.00	1.00	0.00

JPM EmEurEq C Inc

Fund Composition



	(%)
Communications	24.10
Energy	19.50
Materials	16.30
Consumer Staples	13.00
Financials	7.40
Information Technology	6.80
Consumer Discretionary	5.70
Money Market	2.80
Health Care	1.90
Others	2.50



	(%)
Russian Equities	65.20
Polish Equities	15.00
Greek Equities	5.20
European Emerging Equities	5.00
Turkish Equities	3.20
Money Market	2.80
Hungarian Equities	1.90
Portuguese Equities	1.20
Luxembourg Equities	0.50

Largest Holdings

Holdings	(%)
CD PROJEKT RED SA	7.40
LUKOIL PJSC	7.00
SBERBANK OF RUSSIA	6.40
YANDEX NV	6.40
EPAM SYSTEMS INC	5.00

Holdings	(%)
GAZPROM PJSC	4.50
POLYUS PJSC	4.30
X5 RETAIL GROUP N.V	3.90
POLYMETAL INTL PLC	3.70
TATNEFTEPROM	3.60

* Data supplied by fund managers regarding fixed interests funds may not specify yield type. As the provision of redemption yield is an FCA regulatory requirement Novia assumes these are used.

Important Information

Performance details and yields are as at 30/09/2020. Performance figures are inclusive of net reinvested income. Source: FE. This document is designed only for professional investors and experienced advisers. The value of investments and the income gained may fluctuate. Investors may not get back the full amount invested. Past performance is not a guide to the future.