

BNY Mellon Glob Opps Inst W Inc GBP

Fund Information

Sector
IA Global

Manager's Name
Robert Hay

Date Manager Appointed
Mar 2009

Launch Date
Sep 2012

Fund Size(£m)
£141.02

Yield* (See page2)
1.01 %

XD Dates
Jul 01

Last Distribution
01/07/20 (XD Date)
31/10/20 (Pay Date)
2.35(Distribution)

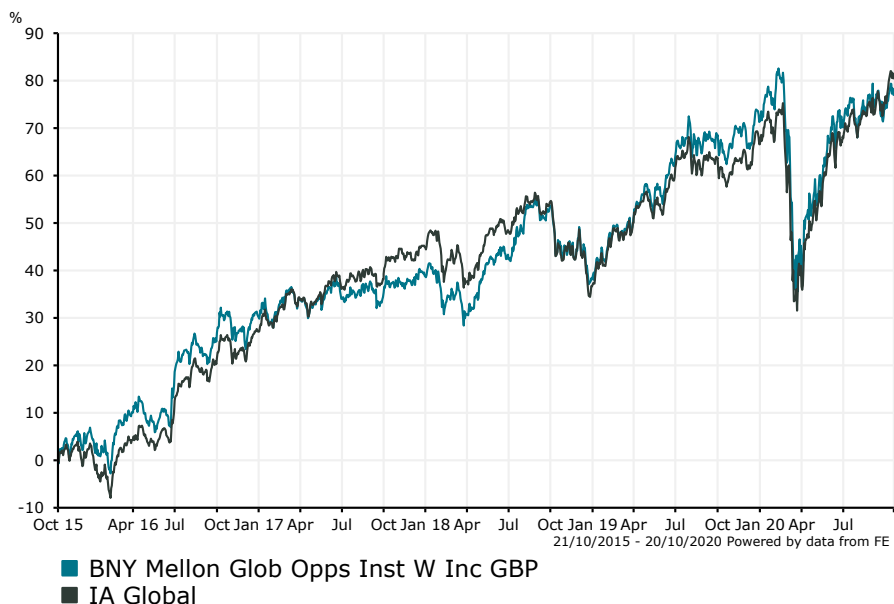
OCF
0.82 %

Fund Aim

The Fund aims to achieve capital growth over the long term (5 years or more).

Sector: IA Global

Performance



Morningstar Analyst Rating
N/A

FE Crown Rating
★★★★★

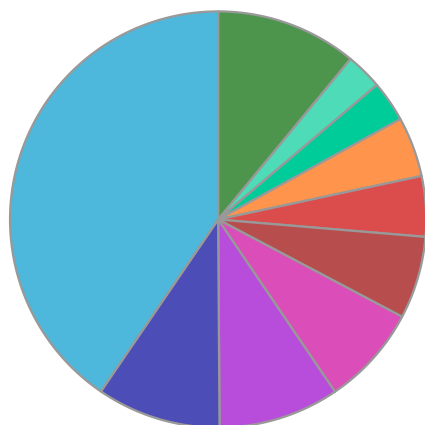
Discrete Performance - 12 months to 31/12/19					
	2019	2018	2017	2016	2015
Fund	24.02	-0.57	6.53	22.92	11.89
Stock Sector Average	21.92	-5.72	14.02	23.33	2.77

Cumulative Performance to 30/09/20					
	1 Yr	2 Yrs	3 Yrs	4 Yrs	5 Yrs
Fund	3.50	13.52	29.50	39.22	83.06
Stock Sector Average	7.19	13.60	26.81	45.73	83.83

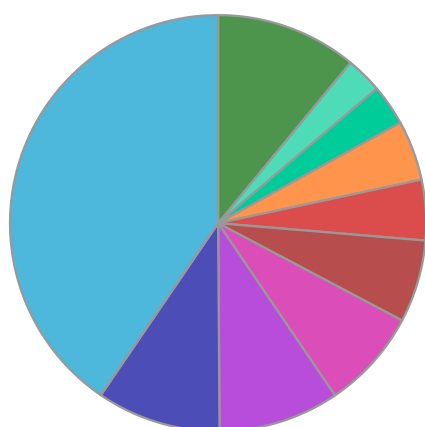
Performance Analysis - Annualised 3 years					
	Growth Rate %	Volatility	Alpha	Beta	Sharpe
Fund	9.00	13.90	0.89	0.98	0.40
Stock Sector Average	8.24	13.76	0.00	1.00	0.34

BNY Mellon Glob Opps Inst W Inc GBP

Fund Composition



	(%)
US Equities	40.47
German Equities	9.64
UK Equities	9.38
Dutch Equities	7.77
Swiss Equities	6.41
Japanese Equities	4.69
Chinese Equities	4.66
Money Market	3.17
French Equities	2.83
Others	10.98



	(%)
USA	40.47
Germany	9.64
UK	9.38
Netherlands	7.77
Switzerland	6.41
Japan	4.69
China	4.66
Money Market	3.17
France	2.83
Others	10.98

Largest Holdings

Holdings	(%)
MICROSOFT CORP	5.90
APPLE INC	5.06
ALPHABET INC	4.51
MASTERCARD INC	3.45
ALIBABA GROUP HLDG LTD	3.40

Holdings	(%)
MEDTRONIC INC	3.04
UNILEVER NV	2.98
SAP SE	2.85
VIVENDI	2.83
ACCENTURE PLC	2.81

* Data supplied by fund managers regarding fixed interests funds may not specify yield type. As the provision of redemption yield is an FCA regulatory requirement Novia assumes these are used.

Important Information

Performance details and yields are as at 30/09/2020. Performance figures are inclusive of net reinvested income. Source: FE. This document is designed only for professional investors and experienced advisers. The value of investments and the income gained may fluctuate. Investors may not get back the full amount invested. Past performance is not a guide to the future.