

BNY Mellon Gbl Inc Inst W Acc GBP
Fund Information
Sector

IA Global Equity Income

Manager's Name

 Robert Hay
 Jon Bell
 Paul Flood
 Ilga Haubelt

Date Manager Appointed

May 2020

Launch Date

Sep 2012

Fund Size (£m)

£3817.23

Yield* (See page2)

2.97 %

XD Dates

Jul 01, Apr 01, Jan 02, Oct 01

Last Distribution

 01/07/20 (XD Date)
 31/08/20 (Pay Date)
 1.99(Distribution)

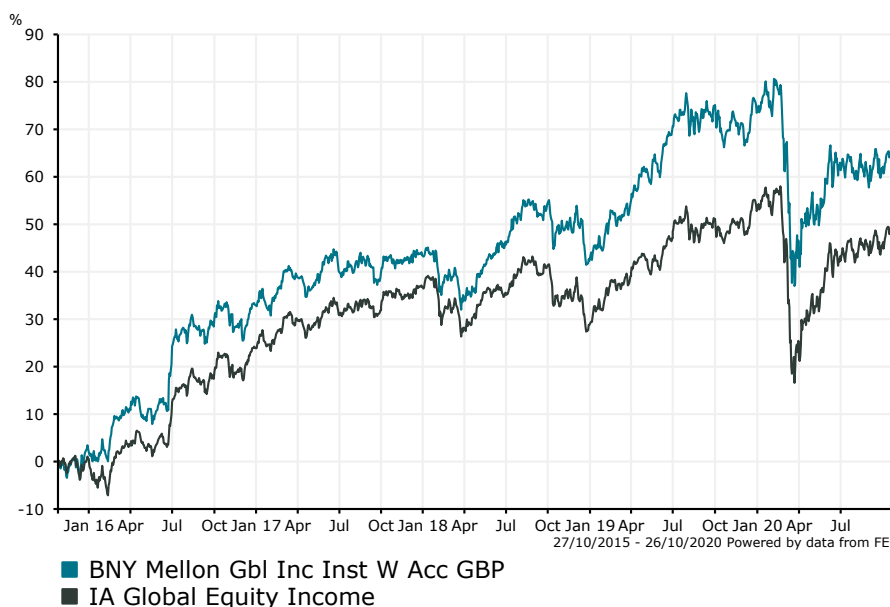
OCF

0.80 %

Fund Aim

The Fund aims to achieve income over an annual period together with capital growth over the long term (5 years or more).

Sector: IA Global Equity Income

Performance

Discrete Performance - 12 months to 31/12/19

	2019	2018	2017	2016	2015
Fund	21.89	-0.80	7.88	29.55	10.00
Stock Sector Average	18.63	-5.83	10.37	23.21	1.53

Cumulative Performance to 30/09/20

	1 Yr	2 Yrs	3 Yrs	4 Yrs	5 Yrs
Fund	-7.82	4.53	16.08	25.45	73.04
Stock Sector Average	-3.91	2.85	10.04	23.60	54.09

Performance Analysis - Annualised 3 years

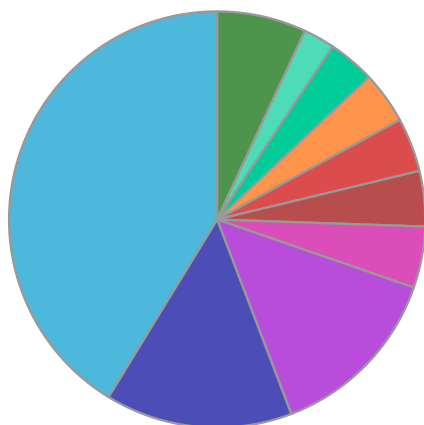
	Growth Rate %	Volatility	Alpha	Beta	Sharpe
Fund	5.10	11.68	2.16	0.88	0.14
Stock Sector Average	3.24	12.66	0.00	1.00	0.00

Morningstar Analyst Rating

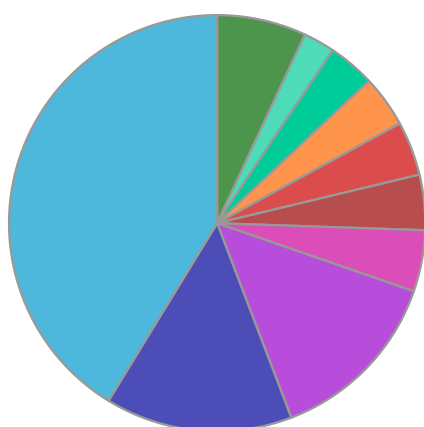
Neutral

FE Crown Rating


Fund Composition



	(%)
US Equities	41.26
UK Equities	14.54
Swiss Equities	13.90
South Korean Equities	4.76
German Equities	4.29
French Equities	4.20
Swedish Equities	4.04
Indian Equities	3.63
Spanish Equities	2.45
Others	6.93



	(%)
USA	41.26
UK	14.54
Switzerland	13.90
Korea	4.76
Germany	4.29
France	4.20
Sweden	4.04
India	3.63
Spain	2.45
Others	6.93

Largest Holdings

Holdings	(%)
QUALCOMM INC	5.27
CISCO SYSTEMS INC	4.78
UNILEVER	4.10
PEPSICO INC	3.79
INFOSYS LTD	3.63

Holdings	(%)
SAMSUNG ELECTRONICS CO GDR EACH REP 1/2 N/VTG PFD 144A/REG`S	3.56
BRITISH AMERICAN TOBACCO	3.39
ZURICH INSURANCE GROUP LTD	3.25
SANOFI	3.08
NOVARTIS AG	3.06

* Data supplied by fund managers regarding fixed interests funds may not specify yield type. As the provision of redemption yield is an FCA regulatory requirement Novia assumes these are used.

Important Information

Performance details and yields are as at 30/09/2020. Performance figures are inclusive of net reinvested income. Source: FE. This document is designed only for professional investors and experienced advisers. The value of investments and the income gained may fluctuate. Investors may not get back the full amount invested. Past performance is not a guide to the future.