

BNY Mellon MA Gth Inst W Acc
Fund Information
Sector

IA Flexible Investment

Manager's Name

Team Approach

Date Manager Appointed

Nov 2017

Launch Date

Aug 2012

Fund Size (£m)

£1536.35

Yield* (See page2)

1.11 %

XD Dates

Jul 01, Jan 02

Last Distribution

01/07/20 (XD Date)

30/09/20 (Pay Date)

1.22(Distribution)

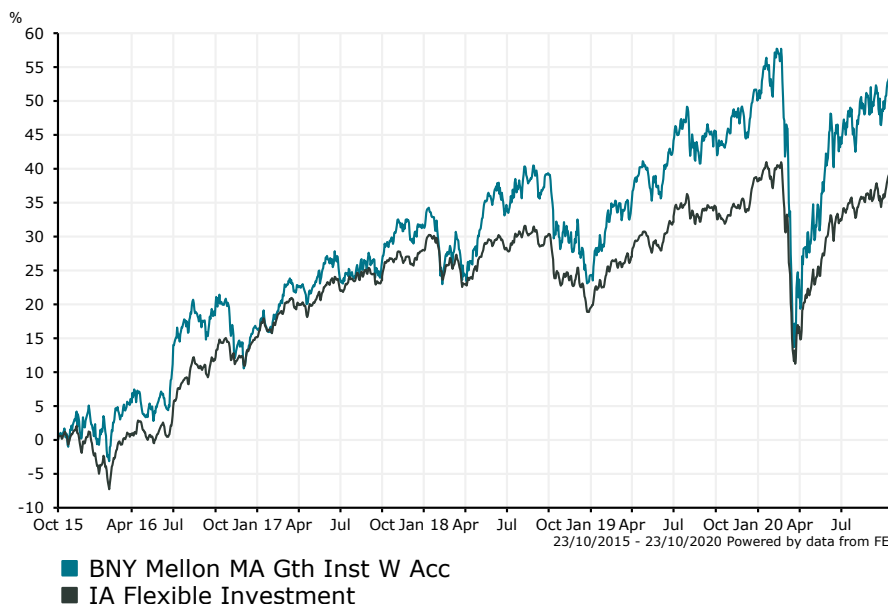
OCF

0.67 %

Fund Aim

The Fund aims to achieve capital growth and income over the long term (5 years or more).

Sector: IA Flexible Investment

Performance

Morningstar Analyst Rating

Neutral

FE Crown Rating

Discrete Performance - 12 months to 31/12/19

	2019	2018	2017	2016	2015
Fund	20.70	-5.44	12.87	11.52	9.80
Stock Sector Average	15.66	-6.72	11.21	13.82	1.99

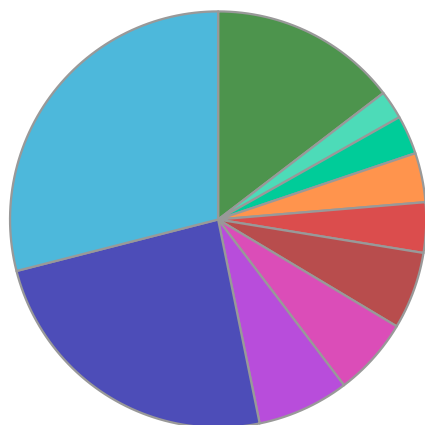
Cumulative Performance to 30/09/20

	1 Yr	2 Yrs	3 Yrs	4 Yrs	5 Yrs
Fund	2.29	6.58	18.23	25.47	54.79
Stock Sector Average	0.88	4.15	9.75	21.30	41.26

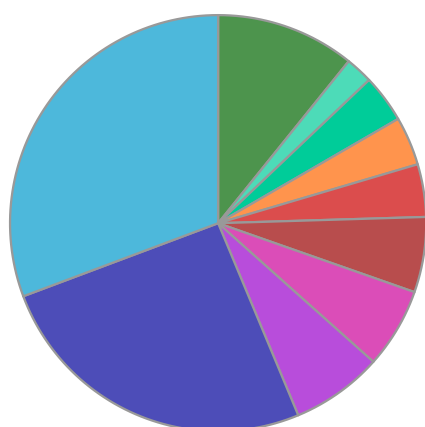
Performance Analysis - Annualised 3 years

	Growth Rate %	Volatility	Alpha	Beta	Sharpe
Fund	5.74	14.08	1.99	1.24	0.16
Stock Sector Average	3.15	11.00	0.00	1.00	0.00

Fund Composition



	(%)
US Equities	28.98
UK Equities	24.22
Money Market	7.14
German Equities	6.08
South Korean Equities	6.01
Japanese Equities	3.90
Hong Kong Equities	3.83
Chinese Equities	3.02
Irish Equities	2.22
Others	14.60



	(%)
USA	30.71
UK	25.58
Germany	7.11
Korea	6.23
Money Market	5.85
Japan	4.09
Hong Kong	3.79
China	3.72
Switzerland	2.12
Others	10.80

Largest Holdings

Holdings	(%)
INSIGHT LIQUIDITY FUNDS PLC GBP LIQUIDITY FUND CLS 5 SWEEP	5.90
SAMSUNG SDI	4.80
AIA GROUP LTD	3.79
MICROSOFT CORP	3.71
APPLE INC	3.00

Holdings	(%)
ABBOTT LABORATORIES	2.89
SAP SE	2.78
FERGUSON PLC	2.52
DIAGEO	2.47
ACCENTURE PLC	2.27

* Data supplied by fund managers regarding fixed interests funds may not specify yield type. As the provision of redemption yield is an FCA regulatory requirement Novia assumes these are used.

Important Information

Performance details and yields are as at 30/09/2020. Performance figures are inclusive of net reinvested income. Source: FE. This document is designed only for professional investors and experienced advisers. The value of investments and the income gained may fluctuate. Investors may not get back the full amount invested. Past performance is not a guide to the future.