

## Liontrust **Balanced C Inc**

### Fund Information

**Sector**

IA Mixed Investment 40-85% Shares

**Manager's Name**

Robin Geffen

**Date Manager Appointed**

Dec 1998

**Launch Date**

Oct 2012

**Fund Size(£m)**

£482.41

**Yield\*** (See page2)

0.10 %

**XD Dates**

Jul 01, Jan 02

**Last Distribution**

01/07/20 (XD Date)

31/08/20 (Pay Date)

0.20(Distribution)

**OCF**

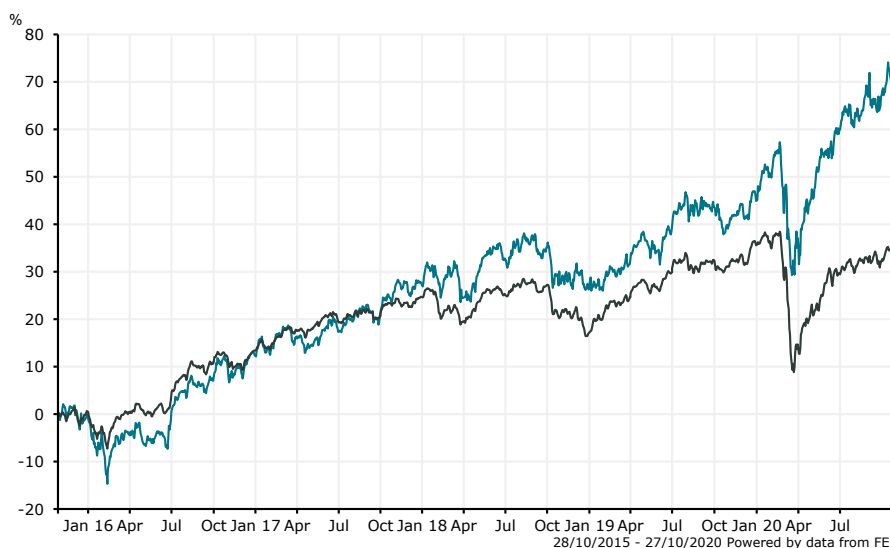
0.85 %

### Fund Aim

The investment objective of Liontrust Balanced Fund is to generate long term (5 years or more) capital growth with the potential for income.

**Sector:** IA Mixed Investment 40-85% Shares

### Performance



■ Liontrust Balanced C Inc  
■ IA Mixed Investment 40-85% Shares

**Morningstar Analyst Rating**  
N/A

**FE Crown Rating**  
★★★★★

#### Discrete Performance - 12 months to 31/12/19

	2019	2018	2017	2016	2015
Fund	14.78	-1.00	13.48	12.85	2.16
Stock Sector Average	15.78	-6.11	9.98	12.87	2.66

#### Cumulative Performance to 30/09/20

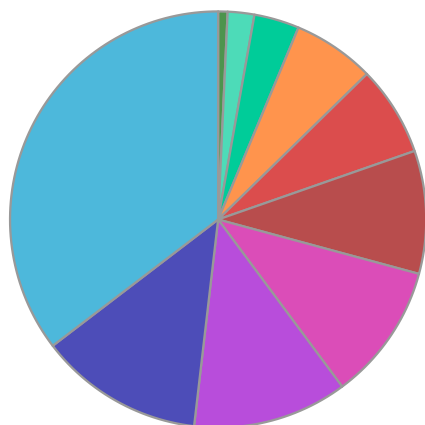
	1 Yr	2 Yrs	3 Yrs	4 Yrs	5 Yrs
Fund	16.39	23.78	38.98	56.33	79.10
Stock Sector Average	-0.19	4.00	9.56	19.52	37.92

#### Performance Analysis - Annualised 3 years

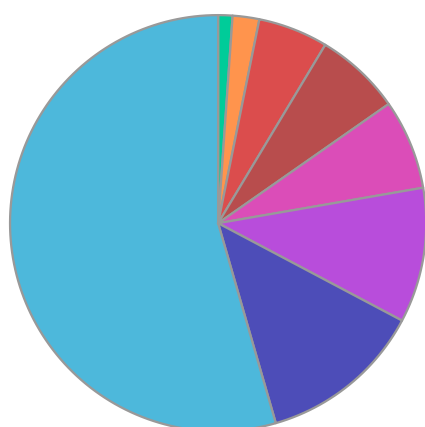
	Growth Rate %	Volatility	Alpha	Beta	Sharpe
Fund	11.60	11.12	8.86	0.86	0.73
Stock Sector Average	3.09	10.81	0.00	1.00	0.00

Liontrust **Balanced C Inc**

**Fund Composition**



	(%)
Information Technology	35.38
Government Bonds	12.78
Financials	12.01
Consumer Discretionary	10.63
Communications	9.55
Mutual Funds	6.98
Consumer Staples	6.37
Health Care	3.51
Money Market	2.07
Others	0.73



	(%)
US Equities	54.47
UK Fixed Interest	12.78
UK Equities	10.48
Others	6.98
Chinese Equities	6.68
Japanese Equities	5.43
Money Market	2.07
Canadian Equities	1.11

**Largest Holdings**

Holdings	(%)
AMAZON.COM INC	6.18
APPLE INC	4.71
MICROSOFT CORP	4.65
LIONTRUST GLOBAL TECHNOLOGY C ACC GBP	4.37
ALPHABET INC	3.87

Holdings	(%)
VISA INC	3.10
CME GROUP INC	2.86
NVIDIA CORP	2.68
ALIBABA GROUP HLDG LTD	2.59
TENCENT HLDGS LTD	2.58

\* Data supplied by fund managers regarding fixed interests funds may not specify yield type. As the provision of redemption yield is an FCA regulatory requirement Novia assumes these are used.

**Important Information**

Performance details and yields are as at 30/09/2020. Performance figures are inclusive of net reinvested income. Source: FE. This document is designed only for professional investors and experienced advisers. The value of investments and the income gained may fluctuate. Investors may not get back the full amount invested. Past performance is not a guide to the future.