

Liontrust Global Equity C Acc GBP

Fund Information

Sector
IA Global

Manager's Name
James Dowey

Date Manager Appointed
Jul 2019

Launch Date
Oct 2012

Fund Size (£m)
£217.93

Yield* (See page 2)
0.26 %

XD Dates
Jul 01, Jan 02

Last Distribution
01/07/20 (XD Date)
31/08/20 (Pay Date)
0.20(Distribution)

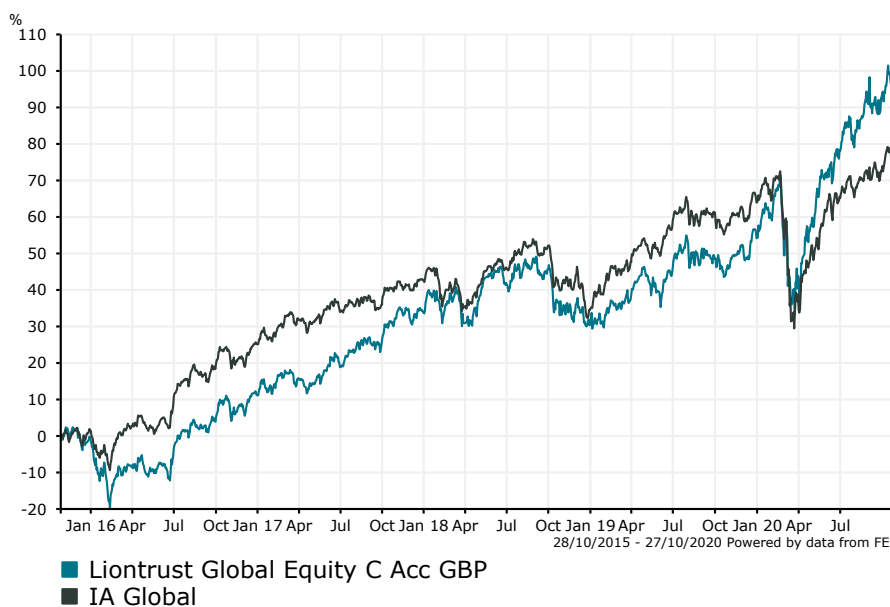
OCF
0.89 %

Fund Aim

The investment objective of Liontrust Global Equity Fund is to generate long term (5 years or more) capital growth.

Sector: IA Global

Performance



Morningstar Analyst Rating
N/A

FE Crown Rating
★★★★★

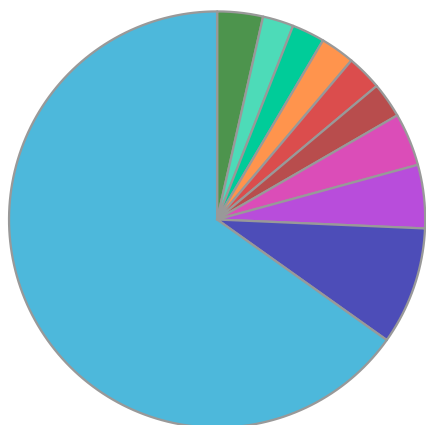
Discrete Performance - 12 months to 31/12/19					
	2019	2018	2017	2016	2015
Fund	18.31	-2.74	20.52	11.81	2.86
Stock Sector Average	21.92	-5.72	14.02	23.33	2.77

Cumulative Performance to 30/09/20					
	1 Yr	2 Yrs	3 Yrs	4 Yrs	5 Yrs
Fund	29.94	32.47	54.34	85.79	112.40
Stock Sector Average	7.19	13.60	26.81	45.73	83.83

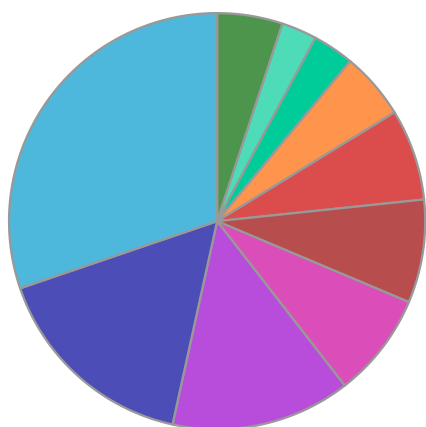
Performance Analysis - Annualised 3 years					
	Growth Rate %	Volatility	Alpha	Beta	Sharpe
Fund	15.57	14.77	7.29	0.96	0.82
Stock Sector Average	8.24	13.76	0.00	1.00	0.34

Liontrust Global Equity C Acc GBP

Fund Composition



	(%)
US Equities	65.18
Chinese Equities	9.15
Japanese Equities	4.92
UK Equities	4.11
Others	2.75
Danish Equities	2.75
German Equities	2.66
Italian Equities	2.55
Irish Equities	2.40
Others	3.55



	(%)
Information Technology	30.23
Consumer Discretionary	16.34
Communications	13.95
Financials	8.14
Industrials	8.02
Health Care	7.09
Utilities	5.21
Consumer Staples	3.20
Mutual Funds	2.75
Others	5.09

Largest Holdings

Holdings	(%)
APPLE INC	6.43
AMAZON.COM INC	5.13
MICROSOFT CORP	5.09
NVIDIA CORP	4.91
ALPHABET INC	4.10

Holdings	(%)
ALIBABA GROUP HLDG LTD	3.81
TENCENT HLDGS LTD	3.47
VISA INC	3.36
NIKE INC	3.09
INTUITIVE SURGICAL INC	2.89

* Data supplied by fund managers regarding fixed interests funds may not specify yield type. As the provision of redemption yield is an FCA regulatory requirement Novia assumes these are used.

Important Information

Performance details and yields are as at 30/09/2020. Performance figures are inclusive of net reinvested income. Source: FE. This document is designed only for professional investors and experienced advisers. The value of investments and the income gained may fluctuate. Investors may not get back the full amount invested. Past performance is not a guide to the future.