

Liontrust Income C Acc

Fund Information

Sector

IA UK Equity Income

Manager's Name

Robin Geffen

Date Manager Appointed

Dec 2002

Launch Date

Oct 2012

Fund Size (£m)

£302.13

Yield* (See page2)

7.93 %

XD Dates

Jul 01, Jan 02

Last Distribution

01/07/20 (XD Date)

31/08/20 (Pay Date)

4.40(Distribution)

OCF

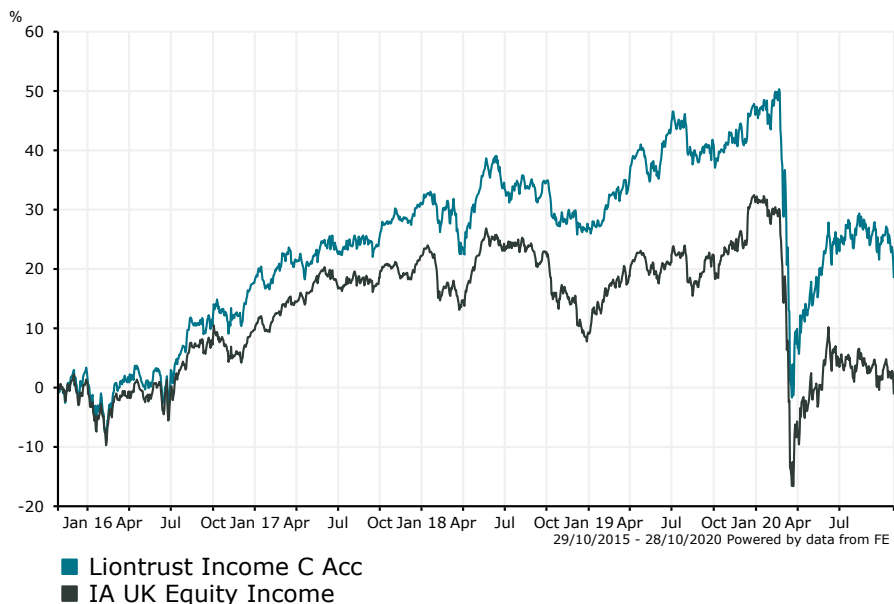
0.88 %

Fund Aim

The investment objective of Liontrust Income Fund is to generate income with the potential for long term (5 years or more) capital growth. Income Target Benchmark - The Fund aims to deliver a net target yield of at least the net yield of the FTSE All Share Index each year.

Sector: IA UK Equity Income

Performance


Morningstar Analyst Rating

N/A

FE Crown Rating

Discrete Performance - 12 months to 31/12/19

	2019	2018	2017	2016	2015
Fund	15.16	-3.37	11.55	14.48	6.32
Stock Sector Average	20.07	-10.54	11.32	8.84	6.20

Cumulative Performance to 30/09/20

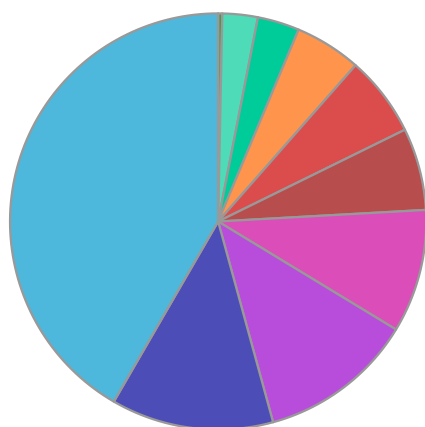
	1 Yr	2 Yrs	3 Yrs	4 Yrs	5 Yrs
Fund	-12.09	-7.68	-0.68	12.41	31.22
Stock Sector Average	-17.24	-17.38	-14.54	-5.49	5.27

Performance Analysis - Annualised 3 years

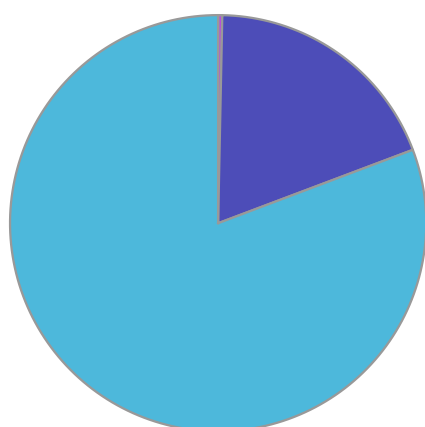
	Growth Rate %	Volatility	Alpha	Beta	Sharpe
Fund	-0.23	14.88	4.33	0.86	-0.01
Stock Sector Average	-5.10	16.15	0.00	1.00	-0.01

Liontrust **Income C Acc**

Fund Composition



	(%)
Financials	41.64
Technology	12.61
Basic Materials	12.06
Consumer Goods	9.57
Consumer Services	6.38
Health Care	6.25
Oil & Gas	5.16
Industrials	3.25
Utilities	2.75
Money Market	0.32



	(%)
UK Equities	80.73
US Equities	18.94
Money Market	0.32

Largest Holdings

Holdings	(%)
APPLE INC	3.34
MICROSOFT CORP	3.33
3I GROUP PLC ORD	3.31
TESCO	3.31
UNILEVER	3.30

Holdings	(%)
HALMA	3.25
DIAGEO	3.19
MASTERCARD INC	3.15
ASTRAZENECA PLC	3.15
GLAXOSMITHKLINE	3.11

* Data supplied by fund managers regarding fixed interests funds may not specify yield type. As the provision of redemption yield is an FCA regulatory requirement Novia assumes these are used.

Important Information

Performance details and yields are as at 30/09/2020. Performance figures are inclusive of net reinvested income. Source: FE. This document is designed only for professional investors and experienced advisers. The value of investments and the income gained may fluctuate. Investors may not get back the full amount invested. Past performance is not a guide to the future.