

Liontrust European Opps C Acc GBP

Fund Information

Sector

IA Europe Excluding UK

Manager's Name

Thomas Smith

Date Manager Appointed

Jan 2019

Launch Date

Oct 2012

Fund Size (£m)

£75.04

Yield* (See page 2)

1.97 %

XD Dates

Jul 01, Jan 02

Last Distribution

01/07/20 (XD Date)

31/08/20 (Pay Date)

0.59(Distribution)

OCF

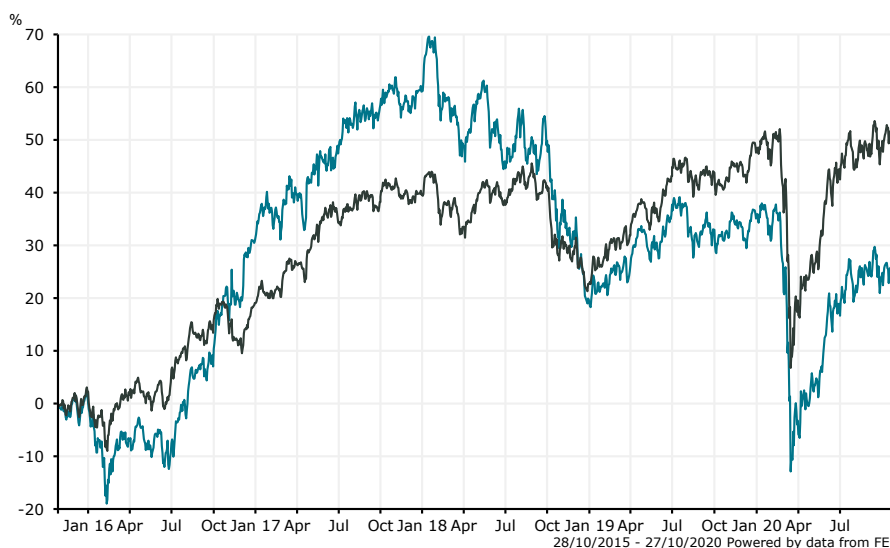
0.90 %

Fund Aim

The investment objective of Liontrust European Opportunities Fund is to generate long term (5 years or more) capital growth.

Sector: IA Europe Excluding UK

Performance



■ Liontrust European Opps C Acc GBP
■ IA Europe Excluding UK

Morningstar Analyst Rating
N/A

FE Crown Rating
👑👑👑👑👑

Discrete Performance - 12 months to 31/12/19

	2019	2018	2017	2016	2015
Fund	12.86	-24.79	21.68	29.07	9.27
Stock Sector Average	20.33	-12.16	17.29	16.41	9.27

Cumulative Performance to 30/09/20

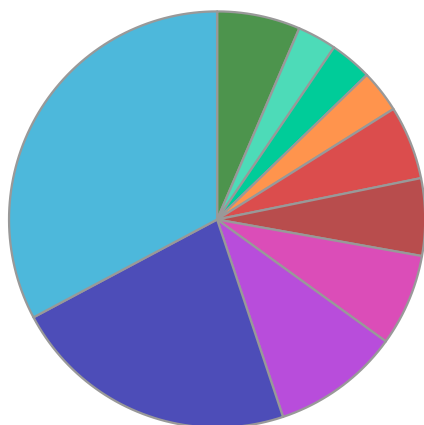
	1 Yr	2 Yrs	3 Yrs	4 Yrs	5 Yrs
Fund	-6.61	-16.70	-20.46	15.95	27.59
Stock Sector Average	3.06	5.28	7.27	30.74	54.80

Performance Analysis - Annualised 3 years

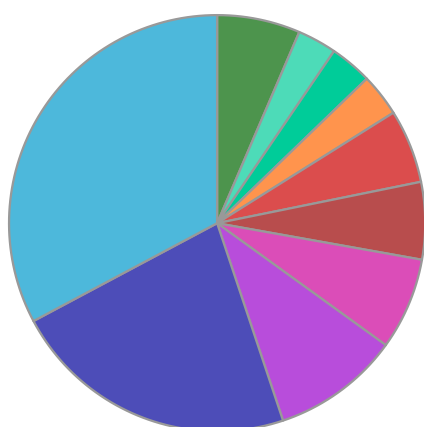
	Growth Rate %	Volatility	Alpha	Beta	Sharpe
Fund	-7.34	19.89	-9.60	1.35	-0.02
Stock Sector Average	2.37	14.03	0.00	1.00	0.00

Liontrust European Opps C Acc GBP

Fund Composition



	(%)
French Equities	32.79
German Equities	22.34
Dutch Equities	9.91
Italian Equities	7.15
Swiss Equities	6.00
Austrian Equities	5.72
Swedish Equities	3.31
Danish Equities	3.28
Luxembourg Equities	3.04
Others	6.46



	(%)
France	32.79
Germany	22.34
Netherlands	9.91
Italy	7.15
Switzerland	6.00
Austria	5.72
Sweden	3.31
Denmark	3.28
Luxembourg	3.04
Others	6.46

Largest Holdings

Holdings	(%)
BAYER AG	4.79
SAP SE	3.37
TELEFONAKTIEBOLAGET LM ERICSSON	3.31
VESTAS WIND SYSTEMS	3.28
NEXANS	3.19

Holdings	(%)
AXA	3.16
PRYSMIAN SPA	3.13
RWE AG(NEU)	3.12
ALFEN NV	3.06
MERCK KGAA	3.05

* Data supplied by fund managers regarding fixed interests funds may not specify yield type. As the provision of redemption yield is an FCA regulatory requirement Novia assumes these are used.

Important Information

Performance details and yields are as at 30/09/2020. Performance figures are inclusive of net reinvested income. Source: FE. This document is designed only for professional investors and experienced advisers. The value of investments and the income gained may fluctuate. Investors may not get back the full amount invested. Past performance is not a guide to the future.