

## Liontrust US Opps C Acc GBP

### Fund Information

**Sector**

IA North America

**Manager's Name**

George Boyd-Bowman

**Date Manager Appointed**

Aug 2018

**Launch Date**

Oct 2012

**Fund Size(£m)**

£239.38

**Yield\*** (See page2)

0.00 %

**XD Dates**

Jan 02, Jul 03

**Last Distribution**

02/01/20 (XD Date)

28/02/20 (Pay Date)

0.00(Distribution)

**OCF**

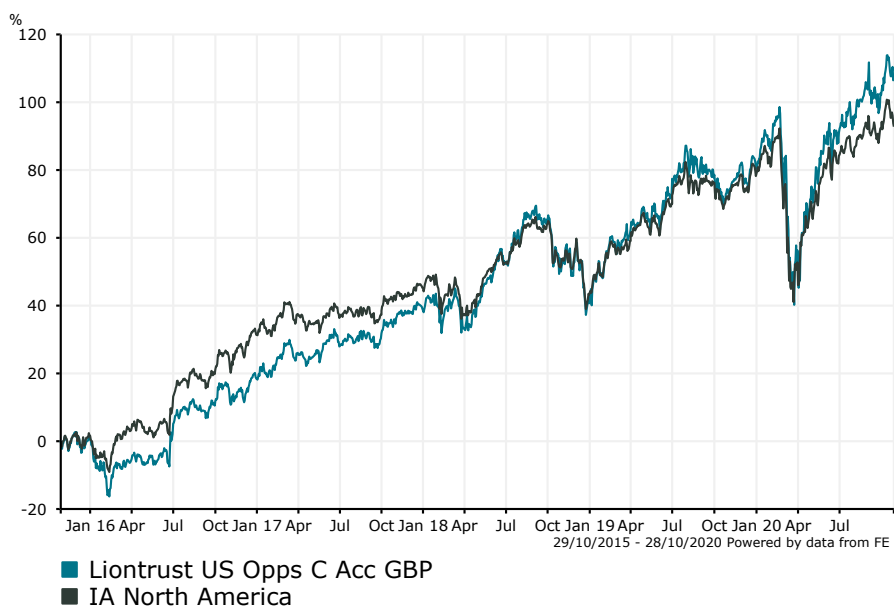
0.90 %

### Fund Aim

The investment objective of Liontrust US Opportunities Fund is to generate long term (5 years or more) capital growth.

**Sector:** IA North America

### Performance


**Morningstar Analyst Rating**

N/A

**FE Crown Rating**

**Discrete Performance - 12 months to 31/12/19**

	2019	2018	2017	2016	2015
Fund	28.17	1.14	17.39	17.49	4.59
Stock Sector Average	24.41	-1.37	10.53	29.31	4.18

**Cumulative Performance to 30/09/20**

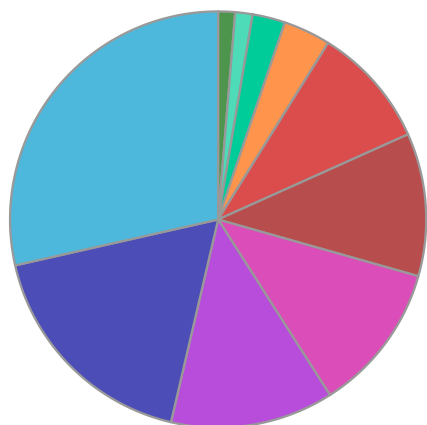
	1 Yr	2 Yrs	3 Yrs	4 Yrs	5 Yrs
Fund	13.65	22.18	55.15	82.88	118.69
Stock Sector Average	9.12	17.24	39.90	60.37	108.57

**Performance Analysis - Annualised 3 years**

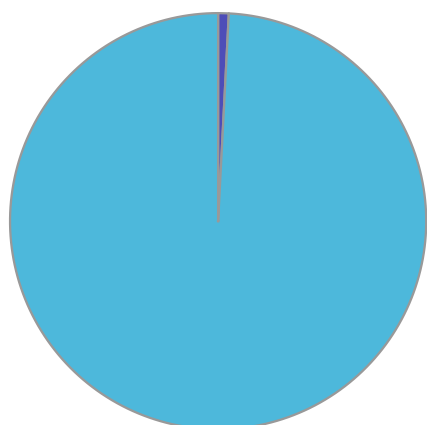
	Growth Rate %	Volatility	Alpha	Beta	Sharpe
Fund	15.77	17.77	2.47	1.11	0.69
Stock Sector Average	11.84	15.60	0.00	1.00	0.53

Liontrust **US Opps C Acc GBP**

**Fund Composition**



	(%)
Information Technology	28.54
Health Care	17.82
Communications	12.67
Industrials	11.58
Financials	11.10
Consumer Discretionary	9.42
Consumer Staples	3.67
Utilities	2.54
Materials	1.35
Others	1.31



	(%)
US Equities	99.18
Money Market	0.82

**Largest Holdings**

Holdings	(%)
APPLE INC	5.91
MICROSOFT CORP	5.88
AMAZON.COM INC	5.69
ALPHABET INC	4.72
MASTERCARD INC	3.94

Holdings	(%)
HORIZON THERAPEUTICS PLC	3.92
UNITEDHEALTH GROUP INC	3.86
WILLIS TOWERS WATSON PLC	3.20
IQVIA HLDGS INC	2.76
MONDELEZ INTL INC	2.73

\* Data supplied by fund managers regarding fixed interests funds may not specify yield type. As the provision of redemption yield is an FCA regulatory requirement Novia assumes these are used.

**Important Information**

Performance details and yields are as at 30/09/2020. Performance figures are inclusive of net reinvested income. Source: FE. This document is designed only for professional investors and experienced advisers. The value of investments and the income gained may fluctuate. Investors may not get back the full amount invested. Past performance is not a guide to the future.