

## Liontrust Russia C Acc GBP

### Fund Information

**Sector**

IA Specialist

**Manager's Name**

Robin Geffen

**Date Manager Appointed**

Dec 2004

**Launch Date**

Oct 2012

**Fund Size (£m)**

£232.87

**Yield\*** (See page2)

4.95 %

**XD Dates**

Jan 02, Jul 03

**Last Distribution**

02/01/20 (XD Date)

28/02/20 (Pay Date)

7.36(Distribution)

**OCF**

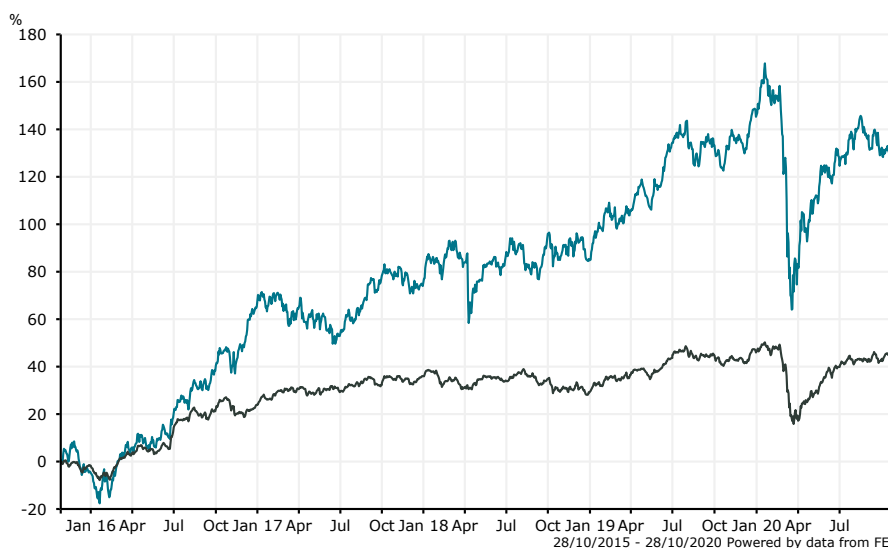
0.98 %

### Fund Aim

The investment objective of Liontrust Russia Fund is to generate long term (5 years or more) capital growth.

**Sector:** IA Specialist

### Performance


■ Liontrust Russia C Acc GBP

■ IA Specialist

**Morningstar Analyst Rating**

N/A

**FE Crown Rating**

**Discrete Performance - 12 months to 31/12/19**

	2019	2018	2017	2016	2015
Fund	32.74	6.22	5.30	72.69	12.04
Stock Sector Average	13.04	-5.05	9.73	26.17	-5.66

**Cumulative Performance to 30/09/20**

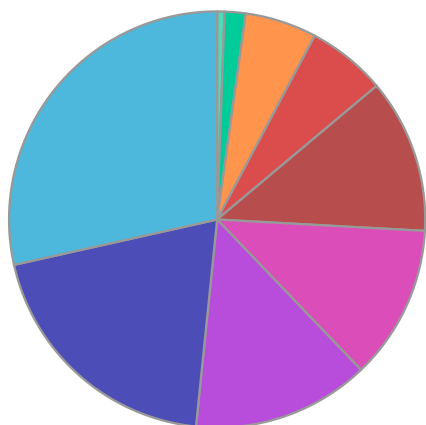
	1 Yr	2 Yrs	3 Yrs	4 Yrs	5 Yrs
Fund	-1.11	18.85	30.31	66.80	148.94
Stock Sector Average	-1.74	5.71	7.58	17.45	48.67

**Performance Analysis - Annualised 3 years**

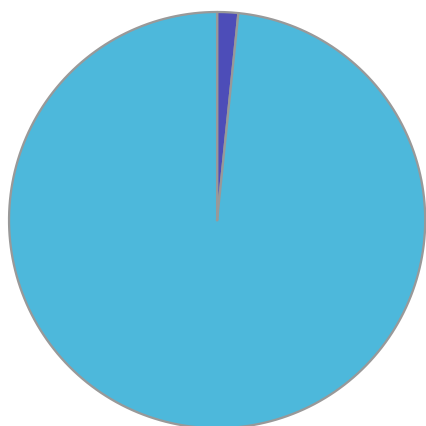
	Growth Rate %	Volatility	Alpha	Beta	Sharpe
Fund	9.23	20.24	6.55	1.44	0.28
Stock Sector Average	2.46	11.94	0.00	1.00	0.00

Liontrust **Russia C Acc GBP**

**Fund Composition**



	(%)
Materials	28.50
Communications	19.88
Financials	13.77
Energy	11.98
Consumer Staples	11.97
Information Technology	6.13
Industrials	5.57
Money Market	1.63
Consumer Discretionary	0.57



	(%)
Russian Equities	98.37
Money Market	1.63

**Largest Holdings**

Holdings	(%)
MMC NORILSK NICKEL PJSC	9.97
YANDEX NV	9.83
SBERBANK OF RUSSIA	8.41
POLYUS PJSC-REG S-GDR	4.97
POLYUS PJSC	4.84

Holdings	(%)
MOBILE TELESYSTEMS PJSC	4.78
EPAM SYSTEMS INC	4.76
NOVATEK PAO	4.75
MOSCOW EXCHANGE MICEX RTS	4.72
X5 RETAIL GROUP N.V	4.68

\* Data supplied by fund managers regarding fixed interests funds may not specify yield type. As the provision of redemption yield is an FCA regulatory requirement Novia assumes these are used.

**Important Information**

Performance details and yields are as at 30/09/2020. Performance figures are inclusive of net reinvested income. Source: FE. This document is designed only for professional investors and experienced advisers. The value of investments and the income gained may fluctuate. Investors may not get back the full amount invested. Past performance is not a guide to the future.