



Liontrust Emerging Markets C Acc GB Emerging Markets C Acc GBP Fund Information

Sector
IA Global Emerging Markets

Manager's Name
Ewan Thompson

Date Manager Appointed
Sep 2008

Launch Date
Oct 2012

Fund Size (£m)
£23.88

Yield* (See page 2)
2.46 %

XD Dates
Jan 02, Jul 03

Last Distribution
02/01/20 (XD Date)
28/02/20 (Pay Date)
4.25(Distribution)

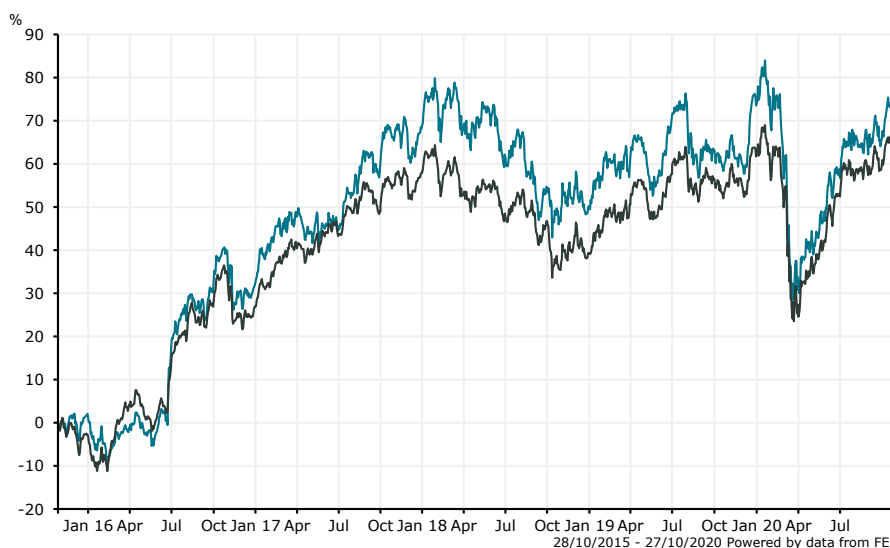
OCF
0.90 %

Fund Aim

The investment objective of Liontrust Emerging Markets Fund is to generate long term (5 years or more) capital growth.

Sector: IA Global Emerging Markets

Performance



■ Liontrust Emerging Markets C Acc GB
■ IA Global Emerging Markets

Morningstar Analyst Rating

N/A

FE Crown Rating



Discrete Performance - 12 months to 31/12/19

	2019	2018	2017	2016	2015
Fund	15.55	-10.71	27.56	29.19	1.10
Stock Sector Average	16.04	-11.78	24.43	30.84	-10.19

Cumulative Performance to 30/09/20

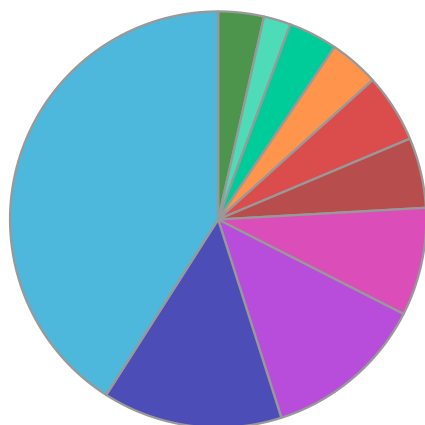
	1 Yr	2 Yrs	3 Yrs	4 Yrs	5 Yrs
Fund	1.65	7.07	4.82	27.28	77.30
Stock Sector Average	1.97	8.64	7.00	25.63	71.46

Performance Analysis - Annualised 3 years

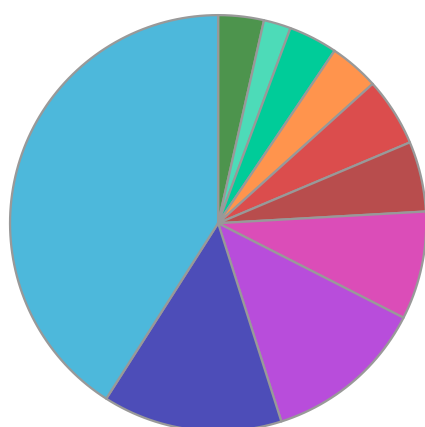
	Growth Rate %	Volatility	Alpha	Beta	Sharpe
Fund	1.58	17.42	-0.61	1.08	0.00
Stock Sector Average	2.28	15.28	0.00	1.00	0.00

Liontrust Emerging Markets C Acc GB Emerging Markets C Acc GBP

Fund Composition



	(%)
Chinese Equities	40.96
South Korean Equities	13.95
Taiwanese Equities	12.58
Brazilian Equities	8.40
Indian Equities	5.45
Russian Equities	5.33
Hong Kong Equities	3.87
South African Equities	3.80
Chilean Equities	2.11
Others	3.54



	(%)
China	40.96
Korea	13.95
Taiwan	12.58
Brazil	8.40
India	5.45
Russia	5.33
Hong Kong	3.87
South Africa	3.80
Chile	2.11
Others	3.54

Largest Holdings

Holdings	(%)
TAIWAN SEMICONDUCTOR MANUFACTURING	9.95
ALIBABA GROUP HLDG LTD	9.81
TENCENT HLDGS LTD	8.40
JD.COM INC	4.96
SAMSUNG ELECTRONICS CO	4.87

Holdings	(%)
SAMSUNG ELECTRONICS CO	4.81
CHINA RESOURCES BEER HLDGS CO LTD	4.28
SK HYNIX INC	4.27
PING AN INSURANCE(GR)CO OF CHINA	3.95
HAIER ELECTRONICS GROUP CO LTD	3.87

* Data supplied by fund managers regarding fixed interests funds may not specify yield type. As the provision of redemption yield is an FCA regulatory requirement Novia assumes these are used.

Important Information

Performance details and yields are as at 30/09/2020. Performance figures are inclusive of net reinvested income. Source: FE. This document is designed only for professional investors and experienced advisers. The value of investments and the income gained may fluctuate. Investors may not get back the full amount invested. Past performance is not a guide to the future.