

Liontrust China C Acc GBP

Fund Information

Sector

IA China/Greater China

Manager's Name

Ruth Chambers

Date Manager Appointed

May 2018

Launch Date

Oct 2012

Fund Size (£m)

£23.52

Yield* (See page2)

1.01 %

XD Dates

Jan 02, Jul 03

Last Distribution

02/01/20 (XD Date)

28/02/20 (Pay Date)

2.31(Distribution)

OCF

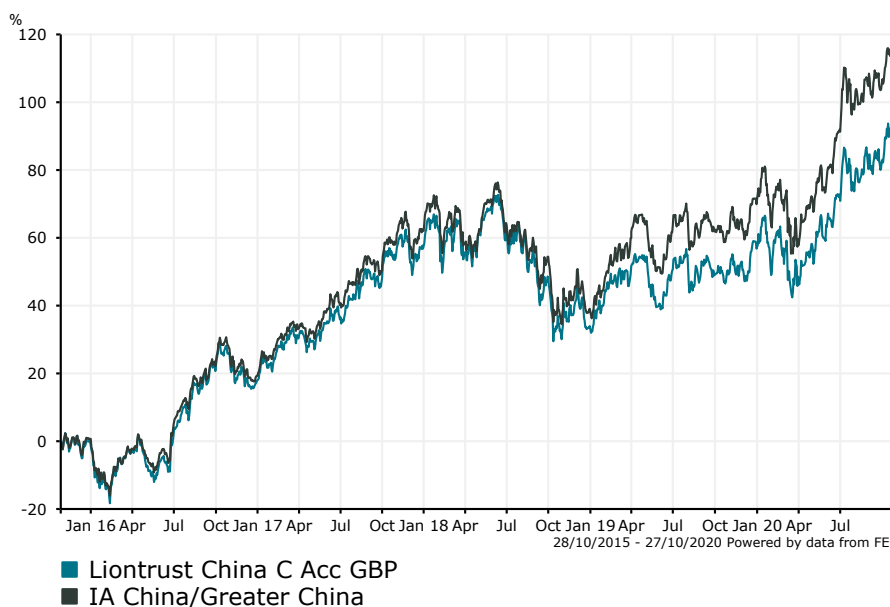
0.93 %

Fund Aim

The investment objective of Liontrust China Fund is to generate long term (5 years or more) capital growth.

Sector: IA China/Greater China

Performance



Morningstar Analyst Rating
N/A

FE Crown Rating
★★★★★

Discrete Performance - 12 months to 31/12/19

| | 2019 | 2018 | 2017 | 2016 | 2015 |
|----------------------|-------|--------|-------|-------|-------|
| Fund | 17.05 | -14.57 | 33.05 | 18.05 | -0.17 |
| Stock Sector Average | 22.17 | -14.18 | 35.86 | 18.47 | 0.91 |

Cumulative Performance to 30/09/20

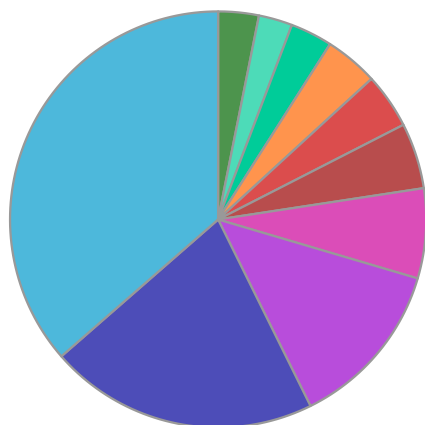
| | 1 Yr | 2 Yrs | 3 Yrs | 4 Yrs | 5 Yrs |
|----------------------|-------|-------|-------|-------|--------|
| Fund | 22.62 | 22.90 | 24.36 | 51.31 | 103.57 |
| Stock Sector Average | 26.84 | 32.93 | 36.56 | 68.05 | 124.55 |

Performance Analysis - Annualised 3 years

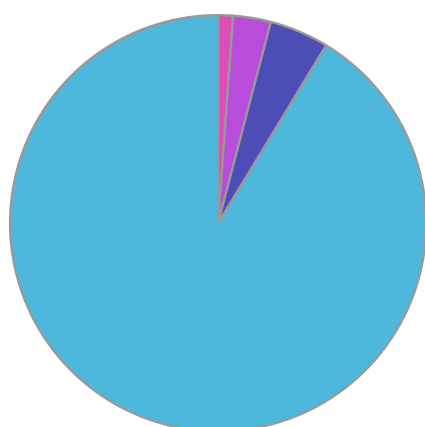
| | Growth Rate % | Volatility | Alpha | Beta | Sharpe |
|----------------------|---------------|------------|-------|------|--------|
| Fund | 7.54 | 15.93 | -2.57 | 0.95 | 0.25 |
| Stock Sector Average | 10.94 | 16.23 | 0.00 | 1.00 | 0.46 |

Liontrust **China C Acc GBP**

Fund Composition



| | (%) |
|------------------------|-------|
| Consumer Discretionary | 36.42 |
| Communications | 20.90 |
| Financials | 13.11 |
| Information Technology | 6.98 |
| Industrials | 5.11 |
| Consumer Staples | 4.29 |
| Health Care | 4.15 |
| Real Estate | 3.27 |
| Materials | 2.62 |
| Others | 3.15 |



| | (%) |
|--------------------|-------|
| Chinese Equities | 91.30 |
| Hong Kong Equities | 4.61 |
| Taiwanese Equities | 2.93 |
| Money Market | 1.15 |

Largest Holdings

| Holdings | (%) |
|----------------------------------|------|
| ALIBABA GROUP HLDG LTD | 9.76 |
| TENCENT HLDGS LTD | 9.29 |
| JD.COM INC | 5.32 |
| PING AN INSURANCE(GR)CO OF CHINA | 5.12 |
| MEITUAN DIANPING | 4.96 |

| Holdings | (%) |
|-----------------------------|------|
| NETEASE INC | 4.59 |
| CHINA CONSTRUCTION BANK | 3.99 |
| LI NING CO LTD | 3.68 |
| WUXI BIOLOGICS (CAYMAN) INC | 2.54 |
| CHINA MERCHANTS BANK CO LTD | 2.49 |

* Data supplied by fund managers regarding fixed interests funds may not specify yield type. As the provision of redemption yield is an FCA regulatory requirement Novia assumes these are used.

Important Information

Performance details and yields are as at 30/09/2020. Performance figures are inclusive of net reinvested income. Source: FE. This document is designed only for professional investors and experienced advisers. The value of investments and the income gained may fluctuate. Investors may not get back the full amount invested. Past performance is not a guide to the future.