

BMO Multi-Sect Hghr Income Bd C Inc

Fund Information

Sector

IA Sterling High Yield

Manager's Name

BMO GAM (EMEA) Credit Team

Date Manager Appointed

Mar 2017

Launch Date

Sep 2012

Fund Size (£m)

£28.99

Yield* (See page2)

3.40 %

XD Dates

Aug 03, May 01, Feb 03, Nov 01

Last Distribution

03/08/20 (XD Date)

30/09/20 (Pay Date)

0.44(Distribution)

OCF

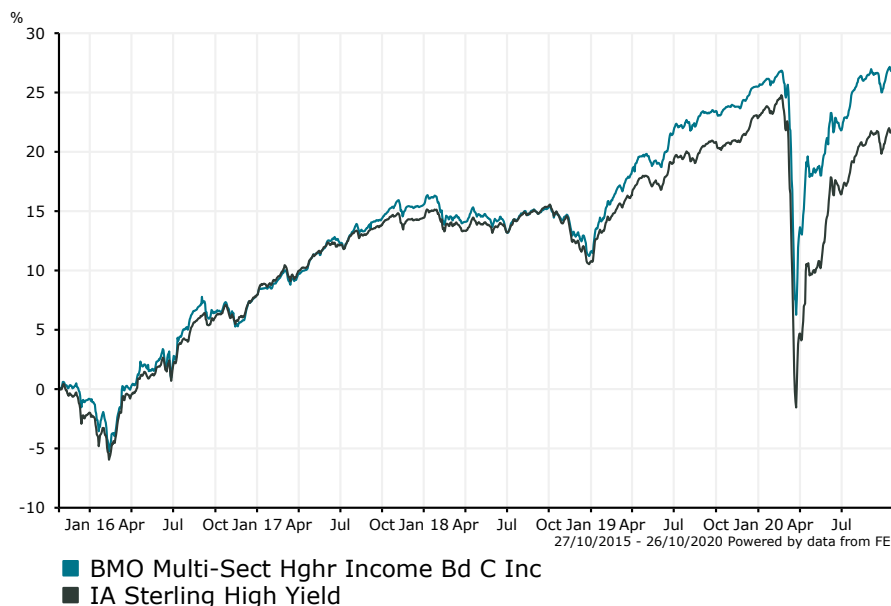
0.56 %

Fund Aim

The Fund aims to achieve an income return, with some capital growth.

Sector: IA Sterling High Yield

Performance



Morningstar Analyst Rating
N/A

FE Crown Rating
★★★★★

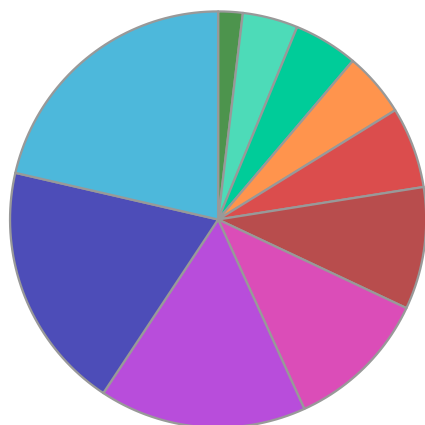
Discrete Performance - 12 months to 31/12/19					
	2019	2018	2017	2016	2015
Fund	12.50	-3.43	7.06	8.77	0.67
Stock Sector Average	10.91	-3.23	6.05	10.09	-0.66

Cumulative Performance to 30/09/20					
	1 Yr	2 Yrs	3 Yrs	4 Yrs	5 Yrs
Fund	1.57	8.75	9.66	17.79	28.64
Stock Sector Average	-0.41	4.24	5.68	13.48	23.08

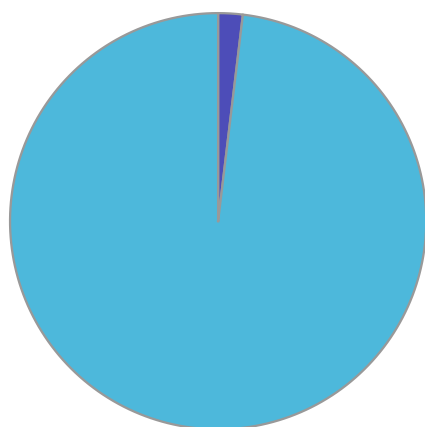
Performance Analysis - Annualised 3 years					
	Growth Rate %	Volatility	Alpha	Beta	Sharpe
Fund	3.12	7.24	1.68	0.71	0.00
Stock Sector Average	1.86	9.89	0.00	1.00	0.00

BMO Multi-Sect Hghr Income Bd C Inc

Fund Composition



	(%)
Consumer Discretionary	21.40
Communications	19.30
Others	16.10
Materials	11.20
Health Care	9.50
Consumer Staples	6.30
Industrials	5.00
Real Estate	5.00
Energy	4.30
Money Market	1.90



	(%)
Global High Yield Fixed Interest	98.10
Money Market	1.90

Largest Holdings

Holdings	(%)
IRON MOUNTAIN UK PLC 3.875% BDS 15/11/25 GBP1000	1.10
CSC HLDGS INC 5.5% BDS 15/04/27 USD1000	1.00
CROWN EURO HLDGS SA 3.375% BDS 15/05/25 EUR100000	1.00
NETFLIX INC 3.625% BDS 15/05/27 EUR 100000	1.00
CREDIT SUISSE GROUP AG JR SUBORDINA REGS 12/49 VAR	0.90

Holdings	(%)
PINEWOOD FINANCE LTD 3.25% BDS 30/09/25 GBP100000	0.90
FIAT CHRYSLER AUTOMOBILES NV 5.25% BDS 15/04/23 USD1000	0.90
TELECOM ITALIA SPA(NEW) 5.875% BDS 19/05/23 GBP(VAR)	0.80
ING GROEP NV 4.7% BDS 22/03/28 USD200000	0.80
IQVIA INC COMPANY GUAR REGS 09/25 2.875	0.80

* Data supplied by fund managers regarding fixed interests funds may not specify yield type. As the provision of redemption yield is an FCA regulatory requirement Novia assumes these are used.

Important Information

Performance details and yields are as at 30/09/2020. Performance figures are inclusive of net reinvested income. Source: FE. This document is designed only for professional investors and experienced advisers. The value of investments and the income gained may fluctuate. Investors may not get back the full amount invested. Past performance is not a guide to the future.