

LF Majedie UK Focus X I£
Fund Information
Sector

IA UK All Companies

Manager's Name

 Chris Field
 Imran Sattar
 Mike Totton
 Mark Wharrier

Date Manager Appointed

Sep 2003

Launch Date

Sep 2012

Fund Size (£m)

£1028.97

Yield* (See page2)

1.63 %

XD Dates

Jul 01, Jan 02, Jun 28, Dec 31

Last Distribution

 01/07/20 (XD Date)
 31/08/20 (Pay Date)
 0.88(Distribution)

OCF

0.85 %

Morningstar Analyst Rating

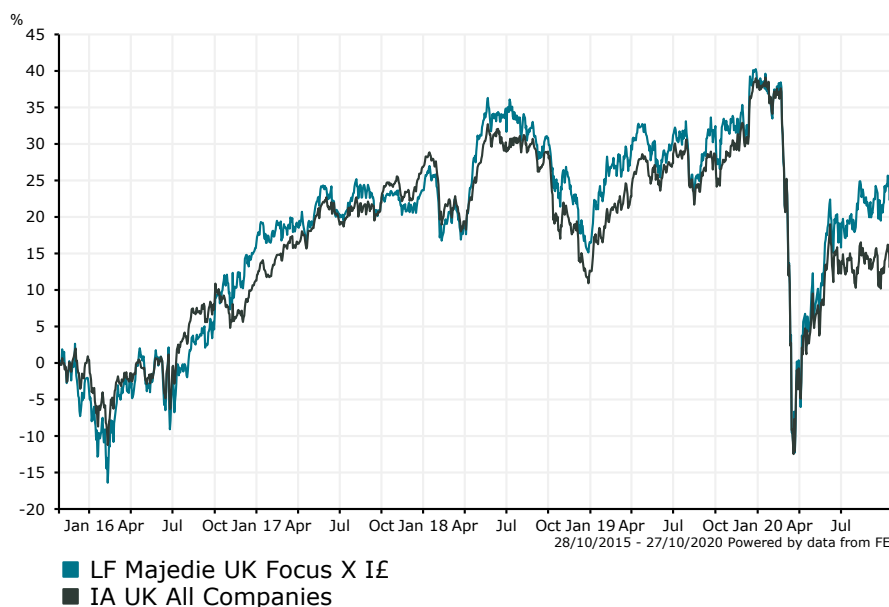
N/A

FE Crown Rating

Fund Aim

The Fund aims to maximise total return and to outperform the FTSE All-Share Index over the long term through investment in a concentrated portfolio of predominantly UK equities.

Sector: IA UK All Companies

Performance

Discrete Performance - 12 months to 31/12/19

	2019	2018	2017	2016	2015
Fund	18.96	-5.73	6.84	19.06	0.72
Stock Sector Average	22.24	-11.19	13.99	10.82	4.86

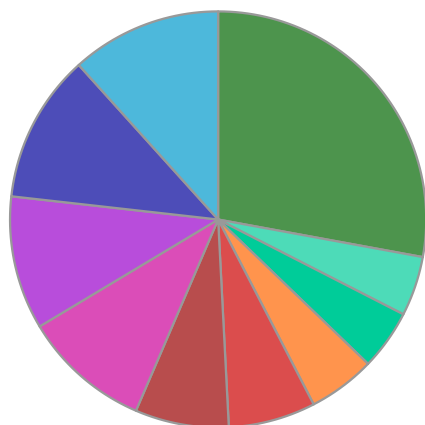
Cumulative Performance to 30/09/20

	1 Yr	2 Yrs	3 Yrs	4 Yrs	5 Yrs
Fund	-8.47	-7.73	-1.11	15.31	23.64
Stock Sector Average	-12.76	-12.78	-7.95	4.61	16.90

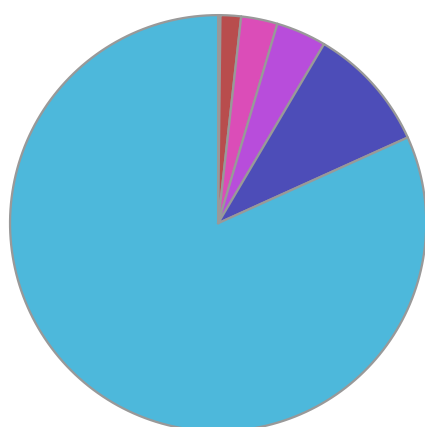
Performance Analysis - Annualised 3 years

	Growth Rate %	Volatility	Alpha	Beta	Sharpe
Fund	-0.37	17.34	2.45	0.99	-0.01
Stock Sector Average	-2.72	16.89	0.00	1.00	-0.01

Fund Composition



	(%)
Media	11.68
Support Services	11.54
Financial Services	10.37
Consumer Goods	9.95
Retailers - General	7.28
Healthcare & Medical Products	6.77
Food & Drug Retailers	5.21
Travel	4.67
Pharmaceuticals	4.64
Others	27.89



	(%)
UK Equities	81.76
US Equities	9.74
Swiss Equities	3.90
Money Market	2.83
Irish Equities	1.59
Chinese Equities	0.18

Largest Holdings

Holdings	(%)
UNILEVER	8.02
3I GROUP PLC ORD	7.62
TESCO	5.21
FEVERTREE DRINKS PLC	4.33
ROCHE HLDG AG	3.90

Holdings	(%)
AUTO TRADER GROUP PLC	3.86
RELX PLC	3.73
LEGAL & GENERAL GROUP	3.36
ELECTROCOMPONENTS PLC	3.30
BAE SYSTEMS	3.11

* Data supplied by fund managers regarding fixed interests funds may not specify yield type. As the provision of redemption yield is an FCA regulatory requirement Novia assumes these are used.

Important Information

Performance details and yields are as at 30/09/2020. Performance figures are inclusive of net reinvested income. Source: FE. This document is designed only for professional investors and experienced advisers. The value of investments and the income gained may fluctuate. Investors may not get back the full amount invested. Past performance is not a guide to the future.