

LF Majedie UK Income X I£
Fund Information
Sector

IA UK Equity Income

Manager's Name

 Mark Wharrier
 Mike Totton

Date Manager Appointed

Nov 2018

Launch Date

Sep 2012

Fund Size(£m)

£141.83

Yield* (See page2)

4.15 %

XD Dates

Jul 01, Jan 02, Jun 28, Dec 31

Last Distribution

01/07/20 (XD Date)

31/08/20 (Pay Date)

1.93(Distribution)

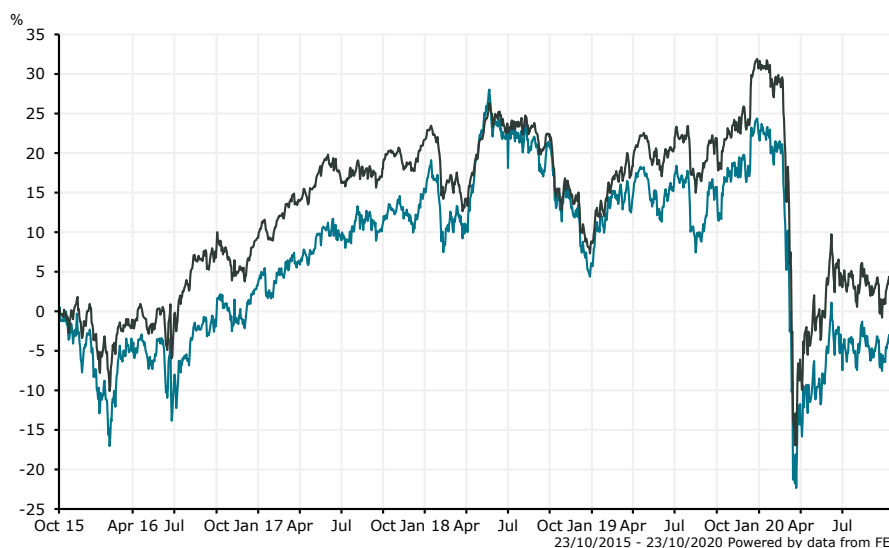
OCF

0.65 %

Fund Aim

The Fund aims to maintain an attractive yield, whilst outperforming the FTSE All-Share Index over the long term.

Sector: IA UK Equity Income

Performance


■ LF Majedie UK Income X I£
 ■ IA UK Equity Income

Morningstar Analyst Rating
 N/A

FE Crown Rating


Discrete Performance - 12 months to 31/12/19

	2019	2018	2017	2016	2015
Fund	15.58	-8.18	11.89	6.37	5.23
Stock Sector Average	20.07	-10.54	11.32	8.84	6.20

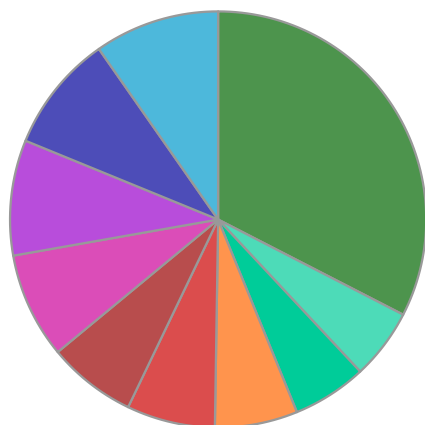
Cumulative Performance to 30/09/20

	1 Yr	2 Yrs	3 Yrs	4 Yrs	5 Yrs
Fund	-19.08	-22.54	-15.60	-4.58	-2.88
Stock Sector Average	-17.24	-17.38	-14.54	-5.49	5.27

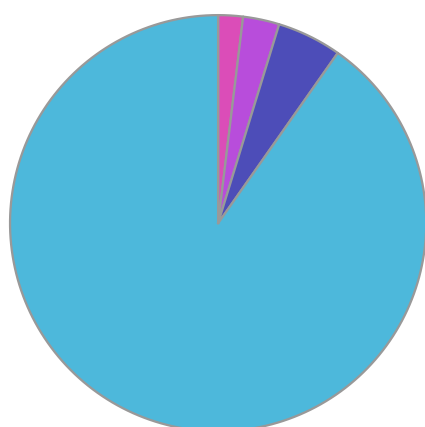
Performance Analysis - Annualised 3 years

	Growth Rate %	Volatility	Alpha	Beta	Sharpe
Fund	-5.50	16.52	-0.39	0.99	-0.01
Stock Sector Average	-5.10	16.15	0.00	1.00	-0.01

Fund Composition



	(%)
Mineral Extraction	9.71
Consumer Goods	9.11
Aerospace & Defence	8.96
Pharmaceuticals	8.21
Support Services	6.89
Media	6.87
Life Insurance	6.43
Insurance	5.78
Financial Services	5.48
Others	32.56



	(%)
UK Equities	90.25
Swiss Equities	5.01
Money Market	2.82
US Equities	1.92

Largest Holdings

Holdings	(%)
UNILEVER	7.00
BAE SYSTEMS	5.78
DIRECT LINE INSURANCE GROUP PLC	5.78
BHP GROUP PLC	5.03
ROCHE HLDG AG	5.01

Holdings	(%)
TESCO	4.83
RIO TINTO	4.68
BRITISH AMERICAN TOBACCO	4.45
LLOYDS BANKING GROUP PLC	4.38
LEGAL & GENERAL GROUP	4.16

* Data supplied by fund managers regarding fixed interests funds may not specify yield type. As the provision of redemption yield is an FCA regulatory requirement Novia assumes these are used.

Important Information

Performance details and yields are as at 30/09/2020. Performance figures are inclusive of net reinvested income. Source: FE. This document is designed only for professional investors and experienced advisers. The value of investments and the income gained may fluctuate. Investors may not get back the full amount invested. Past performance is not a guide to the future.