

JPM UK Smaller Comp C Inc

Fund Information

Sector

IA UK Smaller Companies

Manager's Name

 Georgina Brittain
Katen Patel

Date Manager Appointed

Sep 2000

Launch Date

Oct 2012

Fund Size(£m)

£180.79

Yield* (See page2)

1.54 %

XD Dates

Dec 02

Last Distribution

02/12/19 (XD Date)

28/02/20 (Pay Date)

1.56(Distribution)

OCF

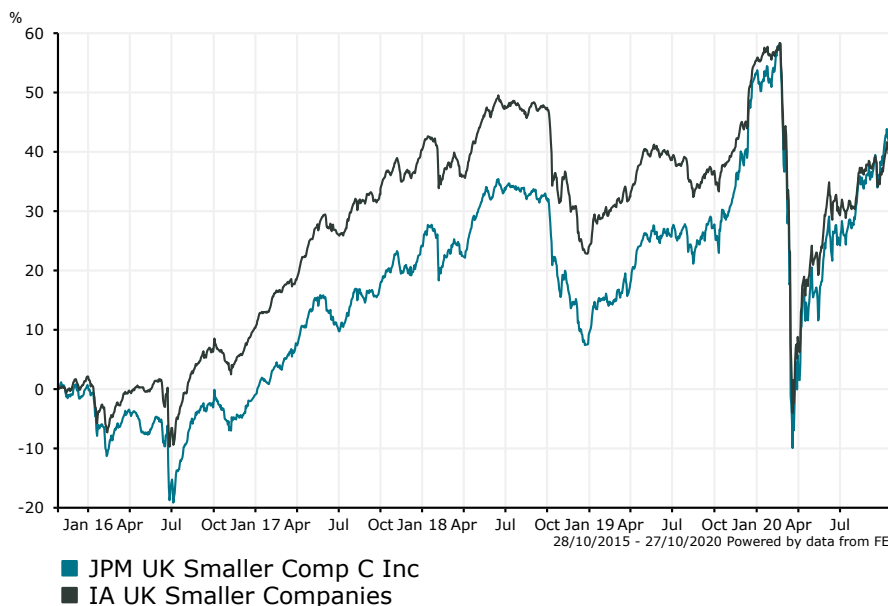
0.90 %

Fund Aim

To provide long-term capital growth by investing primarily in UK smaller companies.

Sector: IA UK Smaller Companies

Performance



Discrete Performance - 12 months to 31/12/19

	2019	2018	2017	2016	2015
Fund	40.18	-12.08	25.48	-1.71	20.94
Stock Sector Average	25.34	-11.70	27.18	8.05	14.86

Cumulative Performance to 30/09/20

	1 Yr	2 Yrs	3 Yrs	4 Yrs	5 Yrs
Fund	8.08	4.37	17.58	42.18	39.18
Stock Sector Average	-0.37	-7.46	2.50	28.13	38.10

Performance Analysis - Annualised 3 years

	Growth Rate %	Volatility	Alpha	Beta	Sharpe
Fund	5.55	21.64	4.85	1.05	0.09
Stock Sector Average	0.83	20.19	0.00	1.00	-0.01

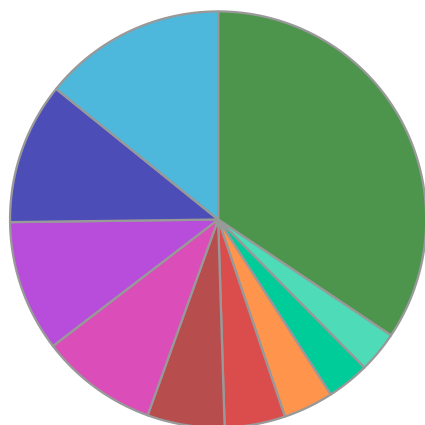
Morningstar Analyst Rating

N/A

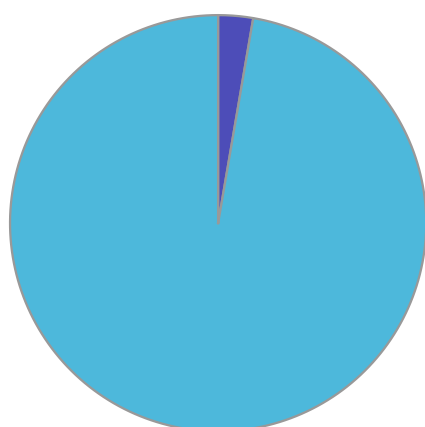
FE Crown Rating


JPM UK Smaller Comp C Inc

Fund Composition



	(%)
Financial Services	14.20
Software	11.00
Leisure	10.20
Retailers - General	9.10
Media	6.00
Electronic & Electrical Equipment	4.70
Equities	3.90
Household Goods	3.30
Building & Construction	3.20
Others	34.40



	(%)
UK Equities	97.30
Money Market	2.70

Largest Holdings

Holdings	(%)
FUTURE PLC	3.60
PETS AT HOME GROUP PLC	3.30
SPIRENT COMMUNICATIONS	3.00
DUNELM GROUP PLC	3.00
COMPUTACENTER	2.90

Holdings	(%)
GAMES WORKSHOP GROUP	2.80
TEAM17 GROUP PLC	2.70
AVON RUBBER	2.60
SOFTCAT PLC	2.50
CMC MARKETS PLC	2.30

* Data supplied by fund managers regarding fixed interests funds may not specify yield type. As the provision of redemption yield is an FCA regulatory requirement Novia assumes these are used.

Important Information

Performance details and yields are as at 30/09/2020. Performance figures are inclusive of net reinvested income. Source: FE. This document is designed only for professional investors and experienced advisers. The value of investments and the income gained may fluctuate. Investors may not get back the full amount invested. Past performance is not a guide to the future.