

FP Russell Investments MIAtIn C A
Fund Information
Sector

IA Mixed Investment 20-60% Shares

Manager's Name

David Vickers

Date Manager Appointed

Dec 2013

Launch Date

Oct 2012

Fund Size(£m)

£14.21

Yield* (See page2)

4.17 %

XD Dates

Aug 03, Jul 01, Jun 01, May 01

Last Distribution

03/08/20 (XD Date)

30/09/20 (Pay Date)

0.31(Distribution)

OCF

0.88 %

Fund Aim


The Fund aims to provide income whilst maintaining the ability to achieve capital appreciation over the longer term.

Sector: IA Mixed Investment 20-60% Shares

Performance


■ FP Russell Investments MIAtIn C A
 ■ IA Mixed Investment 20-60% Shares

Morningstar Analyst Rating
 N/A

FE Crown Rating


Discrete Performance - 12 months to 31/12/19

	2019	2018	2017	2016	2015
Fund	13.21	-7.09	4.53	9.01	-0.38
Stock Sector Average	11.84	-5.10	7.16	10.32	1.21

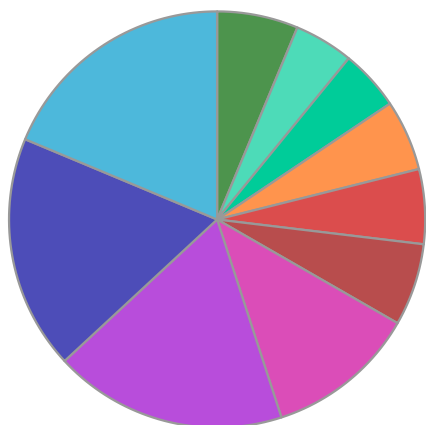
Cumulative Performance to 30/09/20

	1 Yr	2 Yrs	3 Yrs	4 Yrs	5 Yrs
Fund	-8.66	-4.56	-4.91	-0.84	9.91
Stock Sector Average	-1.19	2.77	5.45	11.94	25.49

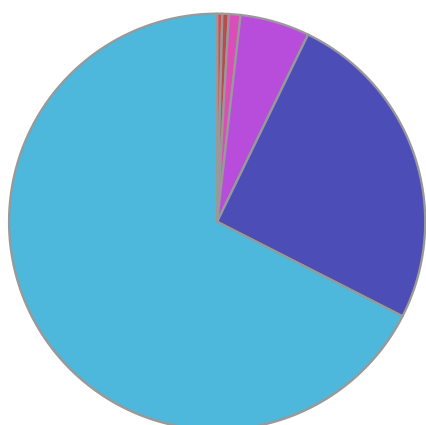
Performance Analysis - Annualised 3 years

	Growth Rate %	Volatility	Alpha	Beta	Sharpe
Fund	-1.66	12.25	-3.81	1.40	-0.01
Stock Sector Average	1.78	8.49	0.00	1.00	0.00

Fund Composition



	(%)
Global High Yield Fixed Interest	18.70
UK Equities	18.20
International Equities	18.10
Global High Yield Fixed Interest	11.70
Preference Shares	6.40
Global Emerging Market Fixed Interest	5.80
Others	5.50
Money Market	4.70
Money Market	4.60
Others	6.30



	(%)
North America	67.50
Europe ex UK	25.30
UK	5.40
Japan	0.90
Global Emerging Markets	0.50
Asia Pacific ex Japan	0.40

* Data supplied by fund managers regarding fixed interests funds may not specify yield type. As the provision of redemption yield is an FCA regulatory requirement Novia assumes these are used.

Important Information

Performance details and yields are as at 30/09/2020. Performance figures are inclusive of net reinvested income. Source: FE. This document is designed only for professional investors and experienced advisers. The value of investments and the income gained may fluctuate. Investors may not get back the full amount invested. Past performance is not a guide to the future.