

Ninety One Global Franchise I Acc

Fund Information

Sector

IA Global

Manager's Name

Clyde Rossouw

Date Manager Appointed

Oct 2012

Launch Date

Oct 2012

Fund Size(£m)

£151.30

Yield* (See page2)

0.81 %

XD Dates

Jun 01

Last Distribution

01/06/20 (XD Date)

31/07/20 (Pay Date)

2.27(Distribution)

OCF

0.83 %

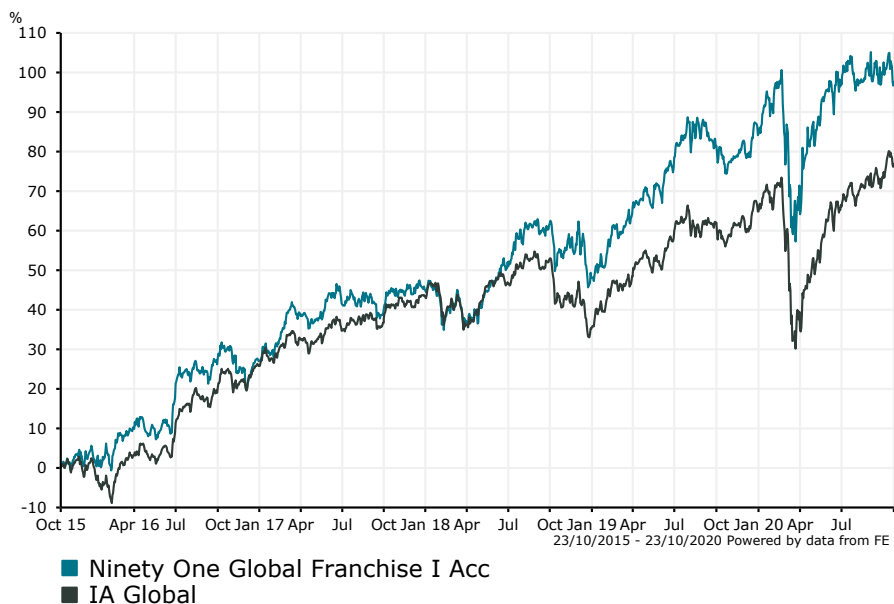
Fund Aim

The Fund aims to provide capital growth (to grow the value of your investment) over at least 5 years.

The Fund invests primarily (at least two-thirds) in the shares of companies around the world. The Fund focuses on investing in companies believed to be of high quality which are typically associated with global brands or franchises.

Sector: IA Global

Performance


Morningstar Analyst Rating

N/A

FE Crown Rating

Discrete Performance - 12 months to 31/12/19

	2019	2018	2017	2016	2015
Fund	24.43	1.97	14.28	21.06	15.74
Stock Sector Average	21.92	-5.72	14.02	23.33	2.77

Cumulative Performance to 30/09/20

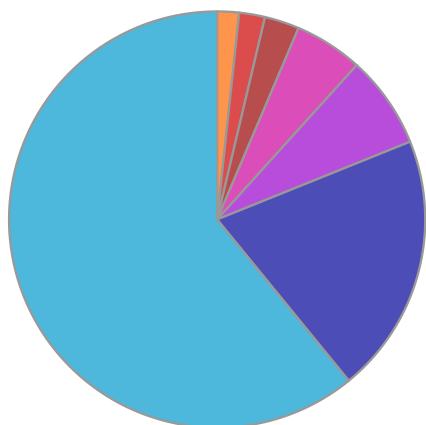
	1 Yr	2 Yrs	3 Yrs	4 Yrs	5 Yrs
Fund	10.19	23.69	43.55	58.20	113.04
Stock Sector Average	7.19	13.60	26.81	45.73	83.83

Performance Analysis - Annualised 3 years

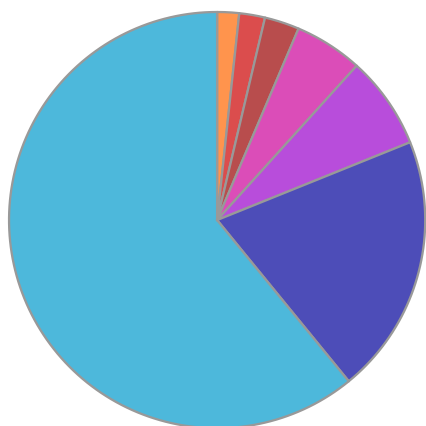
	Growth Rate %	Volatility	Alpha	Beta	Sharpe
Fund	12.81	12.53	5.95	0.80	0.74
Stock Sector Average	8.24	13.76	0.00	1.00	0.34

Ninety One Global Franchise I Acc

Fund Composition



	(%)
US Equities	60.90
Europe ex UK Equities	20.20
UK Equities	7.20
Money Market	5.30
International Equities	2.70
Asia Pacific ex Japan Equities	2.00
Global Emerging Market Equities	1.70



	(%)
USA	60.90
Europe ex UK	20.20
UK	7.20
Money Market	5.30
Others	2.70
Far East ex Japan	2.00
Global Emerging Markets	1.70

Largest Holdings

Holdings	(%)
VISA INC	8.50
MICROSOFT CORP	6.70
MOODY'S CORP	6.20
VERISIGN	4.90
BOOKING HLDGS INC	4.50

Holdings	(%)
ROCHE HLDG AG	4.30
ASML HOLDING NV	4.20
NESTLE SA	4.20
INTUIT INC	3.70
JOHNSON & JOHNSON	3.60

* Data supplied by fund managers regarding fixed interests funds may not specify yield type. As the provision of redemption yield is an FCA regulatory requirement Novia assumes these are used.

Important Information

Performance details and yields are as at 30/09/2020. Performance figures are inclusive of net reinvested income. Source: FE. This document is designed only for professional investors and experienced advisers. The value of investments and the income gained may fluctuate. Investors may not get back the full amount invested. Past performance is not a guide to the future.