

LF Ruffer Equity&Gen C Inc

Fund Information

Sector

IA Flexible Investment

Manager's Name

Alex Grispos

Date Manager Appointed

Mar 2007

Launch Date

Sep 2012

Fund Size(£m)

£127.25

Yield* (See page2)

0.20 %

XD Dates

Mar 18, Sep 18

Last Distribution

18/03/20 (XD Date)

15/05/20 (Pay Date)

0.00(Distribution)

OCF

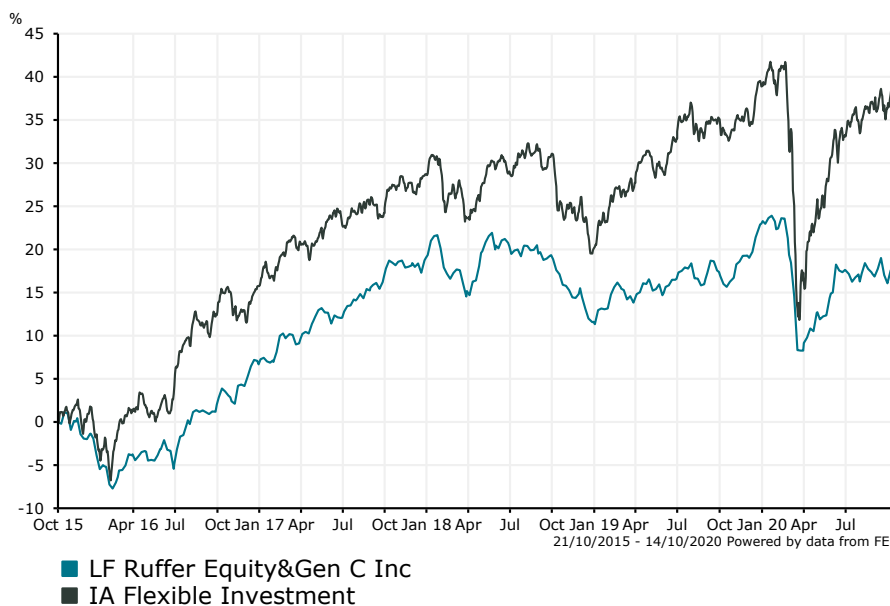
1.28 %

Fund Aim

The fund aims to provide capital growth by investing in a diversified global portfolio of predominantly equities. The fund is actively managed, and is not constrained by any requirement to track indices or conform to investment fashion.

Sector: IA Flexible Investment

Performance


Morningstar Analyst Rating

N/A

FE Crown Rating

Discrete Performance - 12 months to 31/12/19

	2019	2018	2017	2016	2015
Fund	10.20	-6.21	11.55	8.15	0.40
Stock Sector Average	15.66	-6.72	11.21	13.82	1.99

Cumulative Performance to 30/09/20

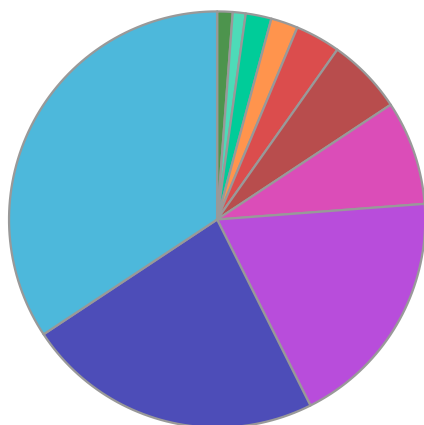
	1 Yr	2 Yrs	3 Yrs	4 Yrs	5 Yrs
Fund	-1.12	-2.73	-0.68	13.77	18.51
Stock Sector Average	0.88	4.15	9.75	21.30	41.26

Performance Analysis - Annualised 3 years

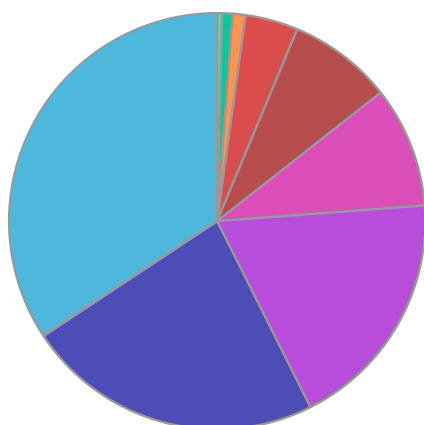
	Growth Rate %	Volatility	Alpha	Beta	Sharpe
Fund	-0.23	8.38	-2.48	0.71	0.00
Stock Sector Average	3.15	11.00	0.00	1.00	0.00

LF Ruffer Equity&Gen C Inc

Fund Composition



	(%)
UK Equities	34.30
North American Equities	23.10
European Equities	18.80
Money Market	8.10
Commodity & Energy	5.90
Options	3.50
Japanese Equities	2.10
Global Index Linked	2.00
Asia Pacific Equities	1.00
Others	1.20



	(%)
UK	34.30
North America	23.10
Europe	18.80
Not Specified	9.40
Money Market	8.10
Japan	4.10
Australasia	1.00
Others	0.80
Asia Pacific ex Japan	0.40

Largest Holdings

Holdings	(%)
SCIENCE GROUP PLC	9.00
TITAN CEMENT INTL SA	5.00
BERKSHIRE HATHAWAY INC	4.20
ISHARES PHYSICAL GOLD	3.30
ZEGONA COMMUNICATIONS PLC	2.40

Holdings	(%)
ALLEGHANY CORP	2.20
ATTRAQT GROUP PLC	2.20
MILESTONE JAPAN VALUE FUND	2.10
BALFOUR BEATTY	2.00
VIVENDI	2.00

* Data supplied by fund managers regarding fixed interests funds may not specify yield type. As the provision of redemption yield is an FCA regulatory requirement Novia assumes these are used.

Important Information

Performance details and yields are as at 30/09/2020. Performance figures are inclusive of net reinvested income. Source: FE. This document is designed only for professional investors and experienced advisers. The value of investments and the income gained may fluctuate. Investors may not get back the full amount invested. Past performance is not a guide to the future.