

Sarasin UKThmtcSmlrComp P Acc

Fund Information

Sector

IA UK All Companies

Manager's Name

Ben Elwes

Date Manager Appointed

Jul 2017

Launch Date

Oct 2012

Fund Size (£m)

£2.91

Yield* (See page2)

3.59 %

XD Dates

Jul 01, Apr 01, Jan 02, Oct 01

Last Distribution

01/07/20 (XD Date)

25/08/20 (Pay Date)

1.19(Distribution)

OCF

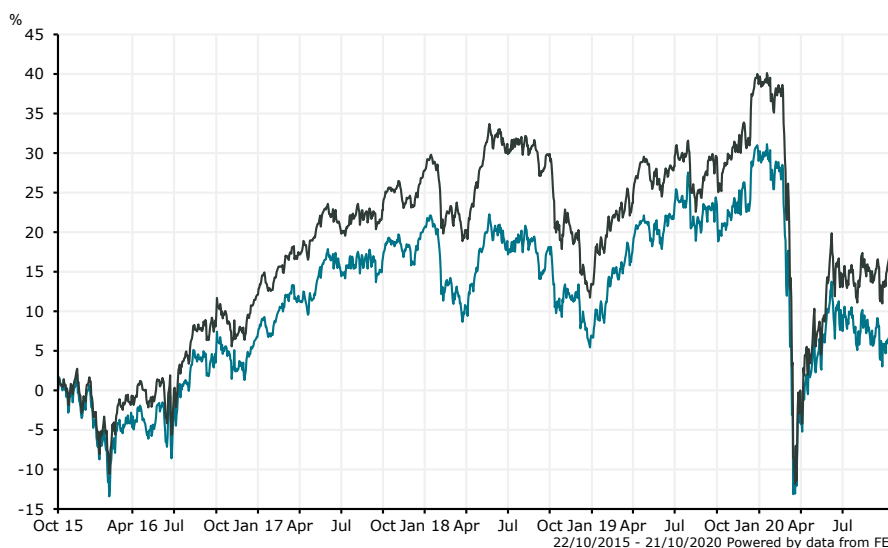
0.99 %

Fund Aim

The Fund seeks to provide growth (through increases in investment value and income) over a rolling five-year period through investment in the shares of UK companies.

Sector: IA UK All Companies

Performance



■ Sarasin UKThmtcSmlrComp P Acc
■ IA UK All Companies

Morningstar Analyst Rating

N/A

FE Crown Rating


Discrete Performance - 12 months to 31/12/19

| | 2019 | 2018 | 2017 | 2016 | 2015 |
|----------------------|-------|--------|-------|-------|------|
| Fund | 20.63 | -11.24 | 12.88 | 6.66 | 1.11 |
| Stock Sector Average | 22.24 | -11.19 | 13.99 | 10.82 | 4.86 |

Cumulative Performance to 30/09/20

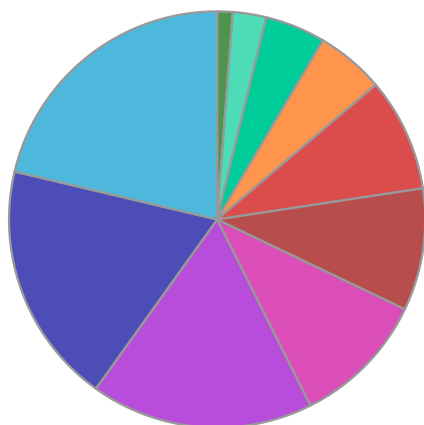
| | 1 Yr | 2 Yrs | 3 Yrs | 4 Yrs | 5 Yrs |
|----------------------|--------|--------|-------|-------|-------|
| Fund | -15.19 | -10.99 | -9.57 | 1.59 | 9.99 |
| Stock Sector Average | -12.76 | -12.78 | -7.95 | 4.61 | 16.90 |

Performance Analysis - Annualised 3 years

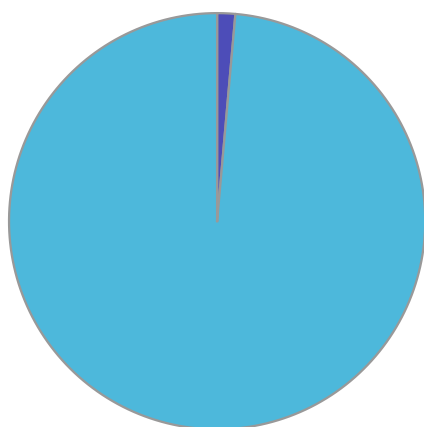
| | Growth Rate % | Volatility | Alpha | Beta | Sharpe |
|----------------------|---------------|------------|-------|------|--------|
| Fund | -3.30 | 14.40 | -1.24 | 0.83 | -0.01 |
| Stock Sector Average | -2.72 | 16.89 | 0.00 | 1.00 | -0.01 |

Sarasin UKThmtcSmlrComp P Acc

Fund Composition



| | (%) |
|------------------------|-------|
| Consumer Staples | 21.30 |
| Health Care | 18.80 |
| Financials | 17.30 |
| Materials | 10.50 |
| Consumer Discretionary | 9.50 |
| Industrials | 8.80 |
| Information Technology | 5.30 |
| Energy | 4.70 |
| Communications | 2.60 |
| Real Estate | 1.20 |



| | (%) |
|--------------|-------|
| Equities | 98.60 |
| Money Market | 1.40 |

Largest Holdings

| Holdings | (%) |
|-----------------------------|------|
| ASTRAZENECA PLC | 7.70 |
| RIO TINTO | 5.40 |
| GLAXOSMITHKLINE | 5.10 |
| UNILEVER | 4.50 |
| RECKITT BENCKISER GROUP PLC | 4.40 |

| Holdings | (%) |
|-----------------------------|------|
| DIAGEO | 4.10 |
| HSBC HLDGS | 3.70 |
| PRUDENTIAL PLC | 3.20 |
| LONDON STOCK EXCHANGE GROUP | 3.20 |
| RELX PLC | 3.10 |

* Data supplied by fund managers regarding fixed interests funds may not specify yield type. As the provision of redemption yield is an FCA regulatory requirement Novia assumes these are used.

Important Information

Performance details and yields are as at 30/09/2020. Performance figures are inclusive of net reinvested income. Source: FE. This document is designed only for professional investors and experienced advisers. The value of investments and the income gained may fluctuate. Investors may not get back the full amount invested. Past performance is not a guide to the future.