

Sarasin Gbl Eq Real Rtn P Acc

Fund Information

Sector

IA Mixed Investment 40-85% Shares

Manager's Name

Mark Fairbanks Smith

Date Manager Appointed

Aug 2015

Launch Date

Oct 2012

Fund Size (£m)

£127.16

Yield* (See page2)

1.53 %

XD Dates

Jul 01, Jan 02

Last Distribution

01/07/20 (XD Date)

25/08/20 (Pay Date)

1.64(Distribution)

OCF

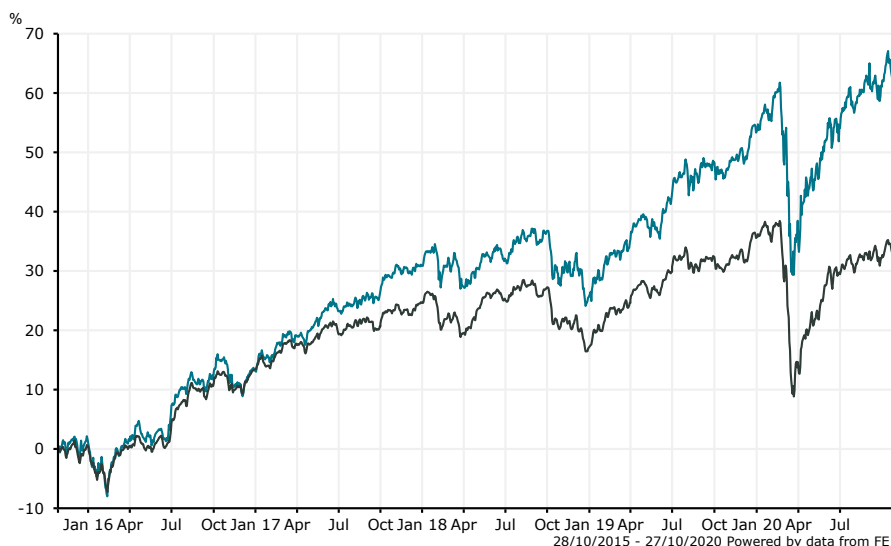
0.99 %

Fund Aim

The Fund seeks to provide growth (through increases in investment value and income) of 4% per year more than the Consumer Price Index over a rolling five-year period, primarily through investment in the shares of companies around the world.


Sector: IA Mixed Investment 40-85% Shares

Performance



■ Sarasin Gbl Eq Real Rtn P Acc
 ■ IA Mixed Investment 40-85% Shares

Morningstar Analyst Rating
 N/A

FE Crown Rating


Discrete Performance - 12 months to 31/12/19

	2019	2018	2017	2016	2015
Fund	22.08	-4.07	15.61	11.35	1.93
Stock Sector Average	15.78	-6.11	9.98	12.87	2.66

Cumulative Performance to 30/09/20

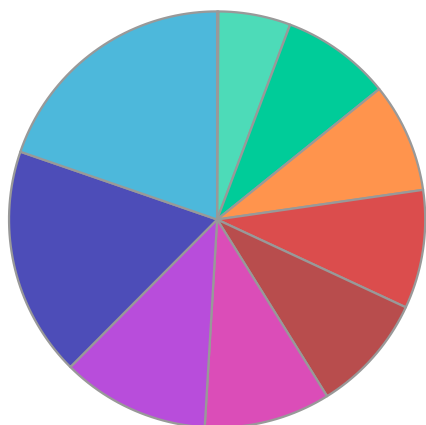
	1 Yr	2 Yrs	3 Yrs	4 Yrs	5 Yrs
Fund	8.69	17.87	27.76	44.17	70.61
Stock Sector Average	-0.19	4.00	9.56	19.52	37.92

Performance Analysis - Annualised 3 years

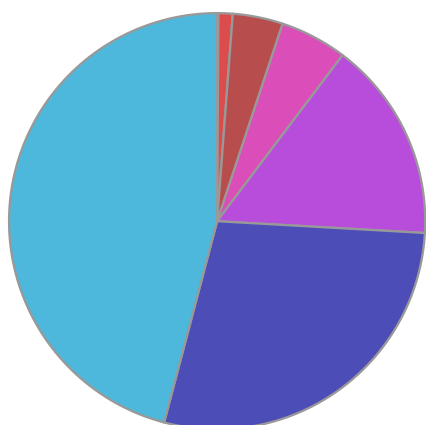
	Growth Rate %	Volatility	Alpha	Beta	Sharpe
Fund	8.51	10.01	5.65	0.87	0.50
Stock Sector Average	3.09	10.81	0.00	1.00	0.00

Sarasin Gbl Eq Real Rtn P Acc

Fund Composition



	(%)
Information Technology	19.70
Financials	17.80
Consumer Discretionary	11.50
Materials	9.80
Consumer Staples	9.20
Health Care	9.20
Communications	8.50
Utilities	8.50
Industrials	5.60
Miscellaneous	0.10



	(%)
North America	45.90
UK	28.20
Europe ex UK	15.60
Global Emerging Markets	5.20
Pacific ex-Japan	3.90
Japan	1.10
International	0.10

Largest Holdings

Holdings	(%)
HM TREASURY UNITED KINGDOM DMO 8% GILT 2021	3.90
MICROSOFT CORP	3.40
AMAZON.COM INC	3.00
ECOLAB INC	2.80
GIVAUDAN SA	2.80

Holdings	(%)
EQUINIX INC	2.60
ASML HOLDING NV	2.60
ENEL SPA	2.50
COSTCO WHOLESALE CORP	2.30
LONDON STOCK EXCHANGE GROUP	2.30

* Data supplied by fund managers regarding fixed interests funds may not specify yield type. As the provision of redemption yield is an FCA regulatory requirement Novia assumes these are used.

Important Information

Performance details and yields are as at 30/09/2020. Performance figures are inclusive of net reinvested income. Source: FE. This document is designed only for professional investors and experienced advisers. The value of investments and the income gained may fluctuate. Investors may not get back the full amount invested. Past performance is not a guide to the future.