

Sarasin FoF-Global Equity P Inc

Fund Information

Sector

IA Flexible Investment

Manager's Name

Adil Alaoui

Date Manager Appointed

Mar 2019

Launch Date

Dec 2012

Fund Size(£m)

£33.59

Yield* (See page2)

1.05 %

XD Dates

Jul 01, Jan 02

Last Distribution

01/07/20 (XD Date)

31/08/20 (Pay Date)

0.97(Distribution)

OCF

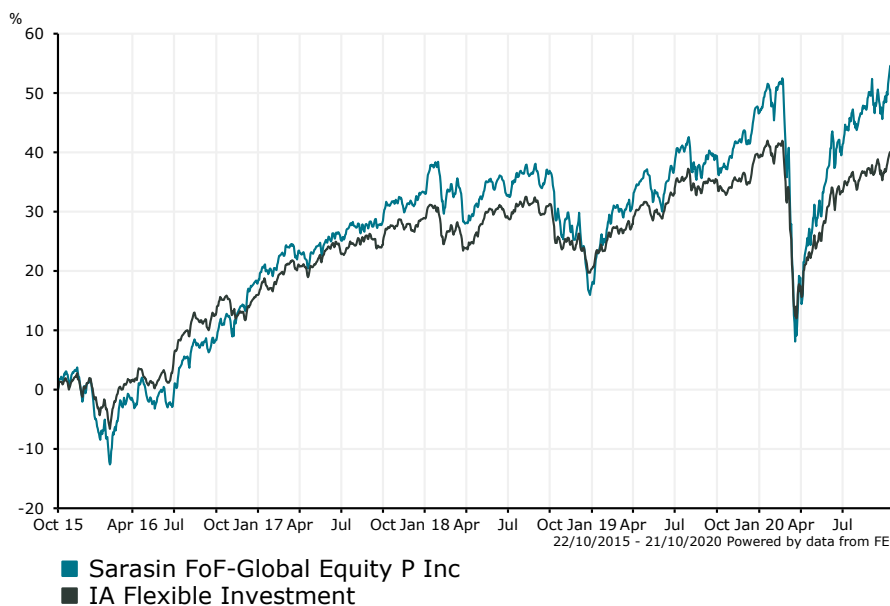
1.46 %

Fund Aim

The Fund seeks to provide growth (through increases in investment value and income) over a rolling five-year period through investments in other funds holding the shares of companies from around the world.

Sector: IA Flexible Investment

Performance


Morningstar Analyst Rating

N/A

FE Crown Rating

Discrete Performance - 12 months to 31/12/19

	2019	2018	2017	2016	2015
Fund	25.02	-12.08	13.13	15.96	1.64
Stock Sector Average	15.66	-6.72	11.21	13.82	1.99

Cumulative Performance to 30/09/20

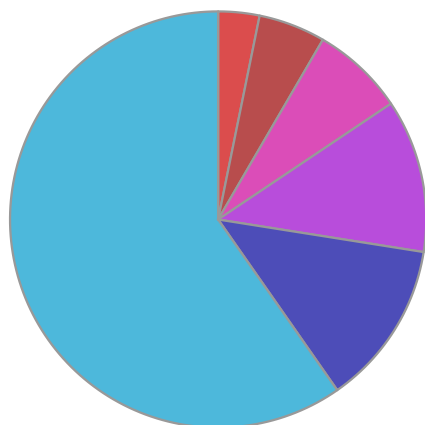
	1 Yr	2 Yrs	3 Yrs	4 Yrs	5 Yrs
Fund	6.67	8.78	15.80	36.88	56.93
Stock Sector Average	0.88	4.15	9.75	21.30	41.26

Performance Analysis - Annualised 3 years

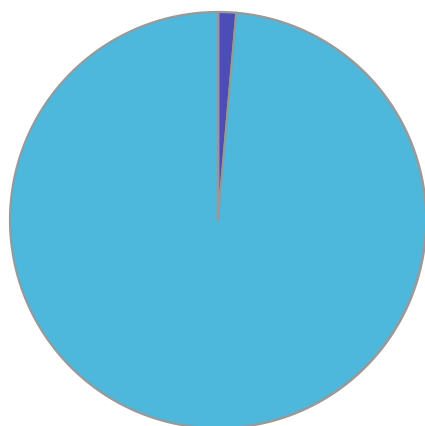
	Growth Rate %	Volatility	Alpha	Beta	Sharpe
Fund	5.01	15.92	0.96	1.40	0.09
Stock Sector Average	3.15	11.00	0.00	1.00	0.00

Sarasin FoF-Global Equity P Inc

Fund Composition



	(%)
North America	59.70
Europe ex UK	12.80
Global Emerging Markets	11.90
Japan	7.20
UK	5.20
Pacific ex-Japan	3.20



	(%)
Equities	98.60
Money Market	1.40

Largest Holdings

Holdings	(%)
EDGEWOOD MANAGEMENT LLC	15.60
FINDLAY PARK AMERICAN DOLLAR USD	14.00
DODGE & COX WORLDWIDE	8.90
FIDELITY EUROPEAN FUND-W-IGB	7.80
SPDR S&P 500 UCITS ETF DIST	7.40

Holdings	(%)
T ROWE PRICE-JAPAN EQ-I JPY	7.20
ISHARES CORE S&P 500 INDEX ETF	6.90
BROWN ADV US MID CAP FD-CUA	6.90
VF-MTX SUST EM MK LDR-N	6.00
TT EMERGING MRKTS EQ (GBP)	5.80

* Data supplied by fund managers regarding fixed interests funds may not specify yield type. As the provision of redemption yield is an FCA regulatory requirement Novia assumes these are used.

Important Information

Performance details and yields are as at 30/09/2020. Performance figures are inclusive of net reinvested income. Source: FE. This document is designed only for professional investors and experienced advisers. The value of investments and the income gained may fluctuate. Investors may not get back the full amount invested. Past performance is not a guide to the future.