

Alken European Opps GB1

Fund Information

Sector

Equity - Europe inc UK

Manager's Name

Nicolas Walewski

Date Manager Appointed

Jan 2006

Launch Date

Feb 2013

Fund Size(£m)

£434.47

Yield* (See page2)

0.00 %

XD Dates

N/A

Last Distribution

N/A (XD Date)

N/A (Pay Date)

N/A(Distribution)

OCF

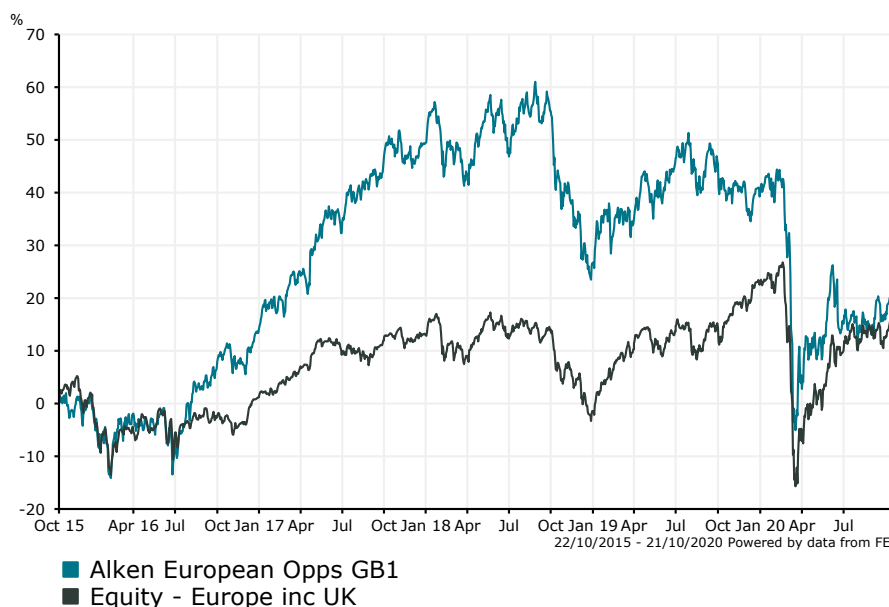
0.35 %

Fund Aim

Achieve annualised capital appreciation in the long-term through a risk adjusted out-performance of the benchmark.

Sector: Equity - Europe inc UK

Performance



Morningstar Analyst Rating
Neutral

FE Crown Rating
★★★★★

Discrete Performance - 12 months to 31/12/19

	2019	2018	2017	2016	2015
Fund	9.94	-15.15	31.62	11.97	-0.60
Stock Sector Average	24.27	-12.82	11.78	-0.56	11.08

Cumulative Performance to 30/09/20

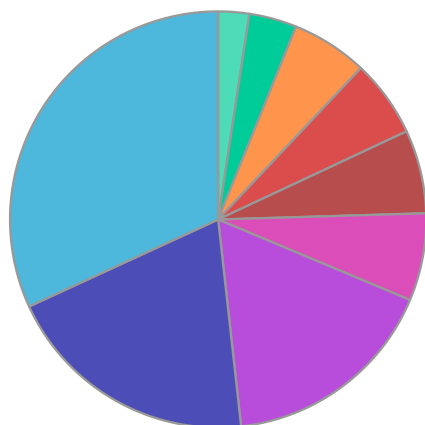
	1 Yr	2 Yrs	3 Yrs	4 Yrs	5 Yrs
Fund	-20.60	-25.45	-20.19	8.69	17.88
Stock Sector Average	-2.47	-1.27	0.37	15.47	16.87

Performance Analysis - Annualised 3 years

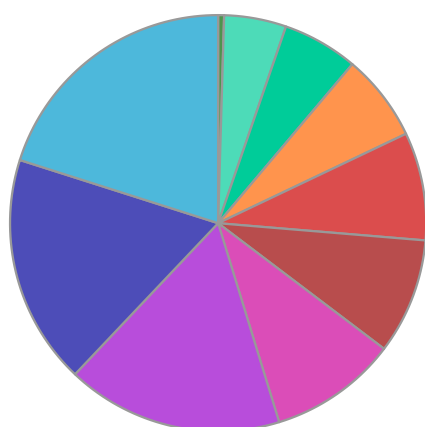
	Growth Rate %	Volatility	Alpha	Beta	Sharpe
Fund	-7.24	17.66	-6.95	1.03	-0.02
Stock Sector Average	0.12	14.74	0.00	1.00	0.00

Alken European Opps GB1

Fund Composition



	(%)
France	32.26
UK	20.15
Germany	17.13
Netherlands	6.88
Sweden	6.57
Others	6.08
Switzerland	5.99
Spain	3.75
Italy	2.44
Others	-1.24



	(%)
Consumer Staples	20.09
Industrials	17.84
Consumer Discretionary	16.81
Health Care	9.95
Utilities	8.99
Financials	8.39
Communications	6.77
Information Technology	5.87
Materials	4.83
Others	0.46

Largest Holdings

Holdings	(%)
BRITISH AMERICAN TOBACCO	6.53
CARREFOUR	5.43
E.ON SE	4.59
ROCHE HLDG AG	4.30
B & M EUROPEAN VALUE RETAIL SA	4.20

Holdings	(%)
SWEDISH MATCH AB	4.18
JUST EAT TAKEAWAY.COM NV	3.84
ALD	3.60
PEUGEOT SA	3.54
EIFFAGE SA	3.54

* Data supplied by fund managers regarding fixed interests funds may not specify yield type. As the provision of redemption yield is an FCA regulatory requirement Novia assumes these are used.

Important Information

Performance details and yields are as at 30/09/2020. Performance figures are inclusive of net reinvested income. Source: FE. This document is designed only for professional investors and experienced advisers. The value of investments and the income gained may fluctuate. Investors may not get back the full amount invested. Past performance is not a guide to the future.