

UBS ETFMSCIUSAScRsp \$ A D£

Fund Information

Sector

Equity - USA

Manager's Name

Ben Faulkner

Date Manager Appointed

Apr 2016

Launch Date

Sep 2012

Fund Size (£m)

£1663.05

Yield* (See page2)

0.00 %

XD Dates

Aug 03, Feb 03, Jul 31, Jan 31

Last Distribution

03/08/20 (XD Date)

06/08/20 (Pay Date)

0.51(Distribution)

OCF

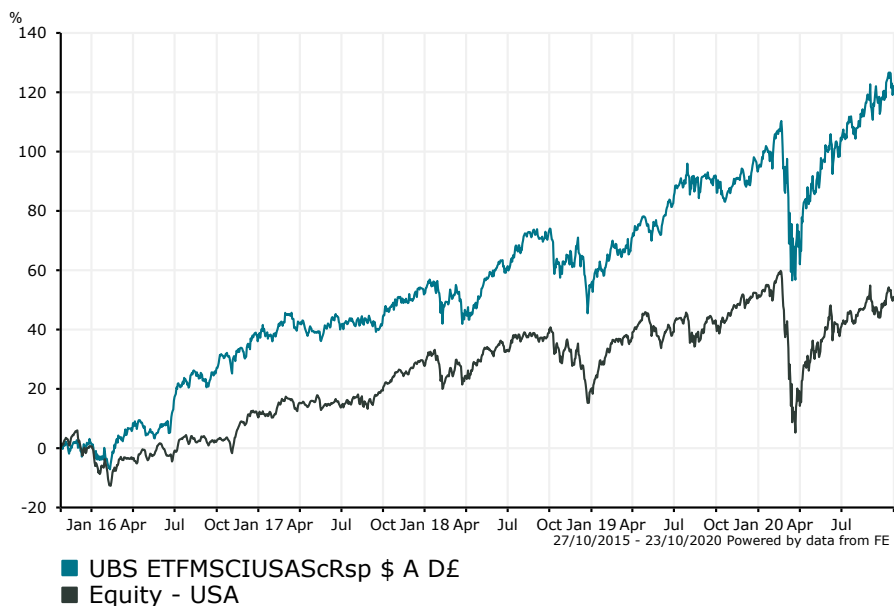
0.22 %

Fund Aim

The UBS ETF - MSCI USA Socially Responsible UCITS ETF sub-fund is an exchange traded fund incorporated in Luxembourg. The objective of this share class is to deliver the performance of the MSCI USA Socially Responsible 5% Issuer Capped 100% hedged to EUR Index (Net Return) and allow intraday trading.

Sector: Equity - USA

Performance


Morningstar Analyst Rating

Bronze

FE Crown Rating
Discrete Performance - 12 months to 31/12/19

	2019	2018	2017	2016	2015
Fund	24.65	2.11	11.60	33.52	0.14
Stock Sector Average	25.59	-6.12	15.27	10.17	-1.92

Cumulative Performance to 30/09/20

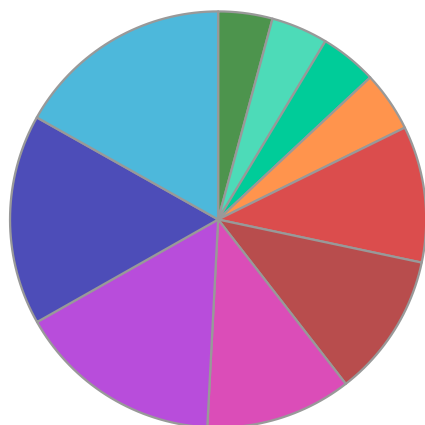
	1 Yr	2 Yrs	3 Yrs	4 Yrs	5 Yrs
Fund	13.91	26.63	53.86	73.14	130.79
Stock Sector Average	3.35	6.51	23.86	44.90	59.22

Performance Analysis - Annualised 3 years

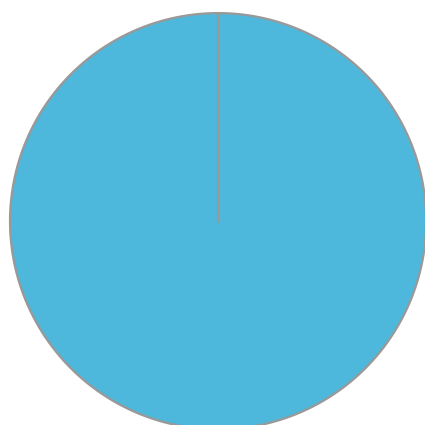
	Growth Rate %	Volatility	Alpha	Beta	Sharpe
Fund	15.44	14.32	9.54	0.73	0.83
Stock Sector Average	7.39	17.32	0.00	1.00	0.22

UBS ETFMSCIUSAScRsp \$ A D£

Fund Composition



	(%)
Consumer Discretionary	16.84
Health Care	16.36
Information Technology	15.97
Consumer Staples	11.34
Financial Services	11.17
Industrials	10.60
Real Estate	4.68
Communications	4.42
Materials	4.41
Others	4.21



	(%)
USA	100.00

Largest Holdings

Holdings	(%)
NVIDIA CORP	5.21
PROCTER & GAMBLE CO	5.06
TESLA INC	4.99
MICROSOFT CORP	4.96
HOME DEPOT INC	4.68

Holdings	(%)
SALESFORCE.COM INC	3.54
DISNEY (WALT) CO	3.51
PEPSICO INC	3.01
NIKE b	2.44
AMGEN INC	2.34

* Data supplied by fund managers regarding fixed interests funds may not specify yield type. As the provision of redemption yield is an FCA regulatory requirement Novia assumes these are used.

Important Information

Performance details and yields are as at 30/09/2020. Performance figures are inclusive of net reinvested income. Source: FE. This document is designed only for professional investors and experienced advisers. The value of investments and the income gained may fluctuate. Investors may not get back the full amount invested. Past performance is not a guide to the future.